

Prices - Aug-24

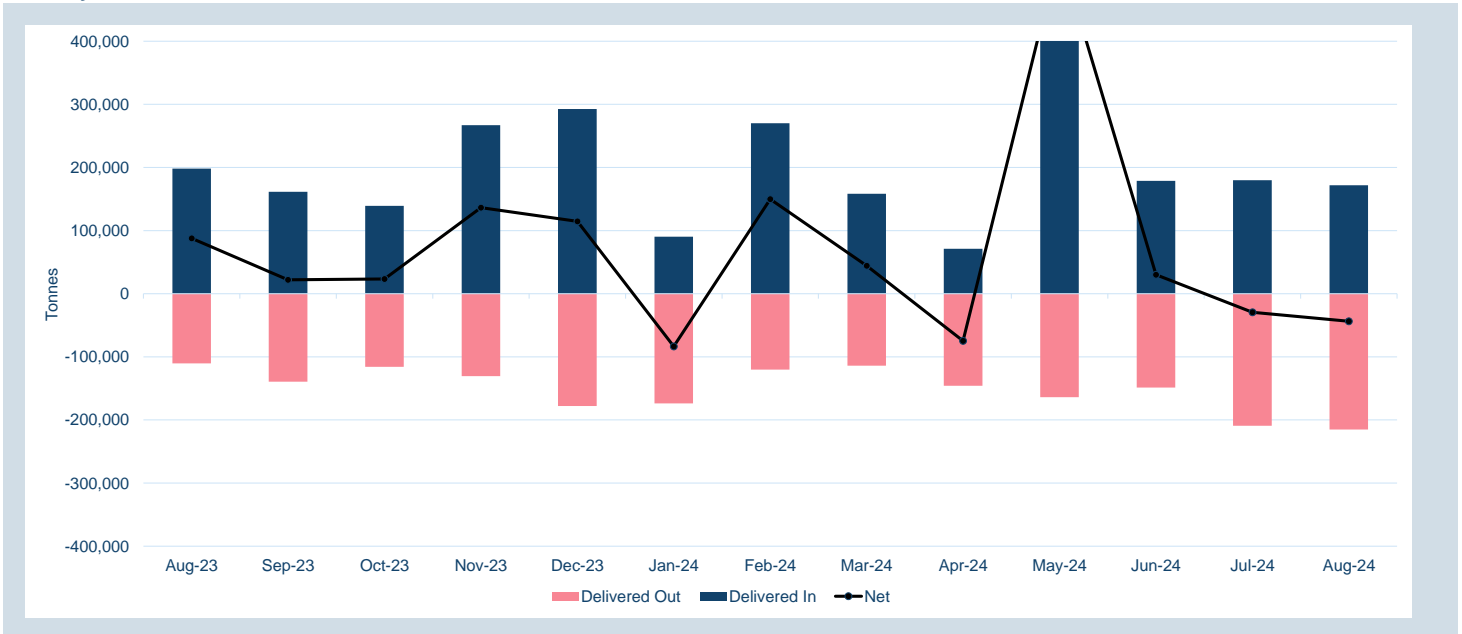
Contract	Official Cash Settlement Price				Official 3 Month Price			
	Average	Low	High	*M/M Change %	Average	Low	High	*M/M Change %
LME Aluminium	\$2,334.33	\$2,167.00	\$2,520.00	-1.2%	\$2,376.88	\$2,226.50	\$2,537.00	-1.7%
LME Aluminium Alloy	\$2,481.43	\$2,451.00	\$2,514.00	1.2%	\$2,370.00	\$2,370.00	\$2,370.00	1.7%
LME NASAAC	\$2,500.00	\$2,500.00	\$2,500.00	-0.7%	\$2,500.00	\$2,500.00	\$2,500.00	-0.7%
LME Copper	\$8,963.71	\$8,620.50	\$9,247.50	-4.6%	\$9,085.76	\$8,757.00	\$9,376.00	-4.7%
LME Lead	\$2,002.40	\$1,905.00	\$2,095.00	-5.3%	\$2,040.14	\$1,959.00	\$2,115.50	-5.3%
LME Nickel	\$16,249.76	\$15,660.00	\$16,835.00	-0.9%	\$16,495.00	\$16,000.00	\$17,065.00	-1.1%
LME Tin	\$31,512.14	\$28,900.00	\$33,085.00	-1.5%	\$31,559.52	\$28,950.00	\$33,000.00	-1.7%
LME Zinc	\$2,709.76	\$2,516.00	\$2,885.00	-2.7%	\$2,762.81	\$2,571.50	\$2,937.00	-2.9%
LME Cobalt	\$25,276.67	\$23,970.00	\$26,185.00	-4.3%	\$25,653.57	\$24,300.00	\$26,625.00	-4.5%

* Percentage change in average price from previous month

Warehouse stock movements (tonnes) - Aug-24

Contract	Delivered In	Delivered Out	Net	Closing
LME Aluminium	-	81,900	- 81,900	847,425
LME Aluminium Alloy	-	20	- 20	1,600
LME NASAAC	-	-	-	220
LME Copper	103,600	28,100	75,500	320,650
LME Lead	9,750	64,700	- 54,950	179,375
LME Nickel	10,608	1,242	9,366	119,316
LME Tin	870	940	- 70	4,630
LME Zinc	46,900	38,350	8,550	243,225
LME Cobalt	-	-	-	115
Total	171,728	215,252	- 43,524	1,716,556

Monthly Warehouse Stock Movements



© The London Metal Exchange - An HKEX Company, 10 Finsbury Square, London EC2A 1AJ

The information contained within this presentation is for illustrative and educational purposes only and should not be relied upon in making any investment decision. The past performance of any commodity, derivative or other product referred to in the presentation cannot be relied upon as a guide to its future performance. Whilst every effort has been made to ensure the information is up-to-date and correct, the LME cannot guarantee that it is completely accurate and free from human error. The information is published "as is" without any warranty of any kind, express or implied, as to accuracy of the information and the LME shall not be liable for any losses or damage that may result from use of the presentation as a consequence of any inaccuracies in, or any omissions from, the information which it may contain. The information may not be reproduced, distributed or transmitted to any other person or incorporated in any way into another publication or other material.

Volumes - Aug-24

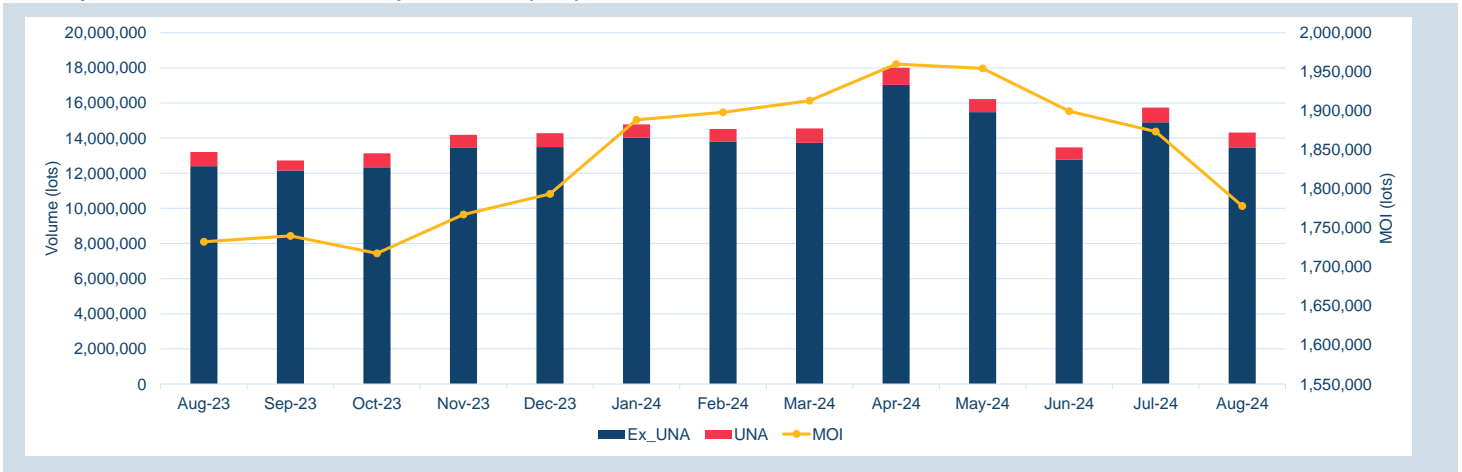
Contract	ADV (lots)	ADV Y/Y change % *	Volume Year to date (lots)	Tonnes Year to date (millions)	Futures Market Open Interest **
Non-ferrous metals (futures, traded options and TAPOs)					
LME Aluminium	274,026	19.9%	48,301,536	1,208	704,938
LME Aluminium Alloy	-	-100.0%	333	0	1
LME NASAAC	-	-	15	0	-
LME Copper	150,371	4.0%	28,009,393	700	348,122
LME Lead	70,297	20.1%	12,930,564	323	171,998
LME Nickel	64,784	23.4%	11,393,103	68	228,665
LME Tin	6,059	5.2%	1,120,928	6	20,727
LME Zinc	110,490	1.9%	18,844,777	471	252,697
LME M A Futures***	379	76.9%	66,430	2	14,154
LMEminis	-	-	-	-	-
LME Premiums					
LME Aluminium Premium Duty paid US Midwest (Platts)	30	1000.0%	930	0	350
LME Aluminium Premium Duty Paid European (Fastmarkets MB)	81	895.2%	11,240	0	2,634
Minor Metals (futures)					
LME Cobalt	-	-	1,020	0	175
Ferrous (futures)					
LME Steel HRC FOB China (Argus)	782	241.5%	59,746	1	4,029
LME Steel HRC N. America (Platts)	-	-	-	-	-
LME Steel Scrap CFR Turkey (Platts)	4,513	179.2%	828,807	8	27,413
LME Steel Scrap CFR India (Platts)	2	-28.6%	399	0	6
LME Steel Rebar FOB Turkey (Platts)	61	-59.6%	37,479	0	1,811
LME Steel Scrap CFR Taiwan (Argus)	0	-89.5%	117	0	-
LME HRC NW Europe (Argus)	-	-	-	-	-
Precious (futures)					
LME Gold	-	-	-	-	-
Total	681,893	13.5%	121,606,817	2,787	1,777,720
Total (excl. UNA)	641,259				

*Percentage year-on-year change between current month and corresponding month in the previous year.

**Last trading day of month

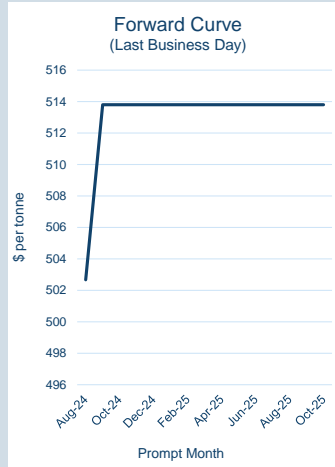
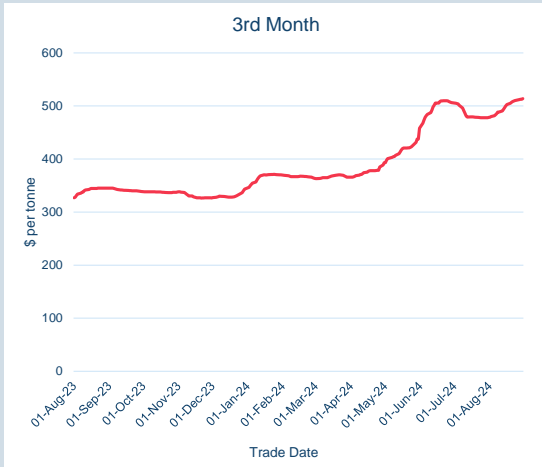
***LME Monthly Average Futures include contracts for aluminium, aluminium alloy, NASAAC, copper, nickel, lead, tin and zinc

Monthly Volumes & Futures Market Open Interest (MOI)



© The London Metal Exchange - An HKEX Company, 10 Finsbury Square, London EC2A 1AJ

The information contained within this presentation is for illustrative and educational purposes only and should not be relied upon in making any investment decision. The past performance of any commodity, derivative or other product referred to in the presentation cannot be relied upon as a guide to its future performance. Whilst every effort has been made to ensure the information is up-to-date and correct, the LME cannot guarantee that it is completely accurate and free from human error. The information is published "as is" without any warranty of any kind, express or implied, as to accuracy of the information and the LME shall not be liable for any losses or damage that may result from use of the presentation as a consequence of any inaccuracies in, or any omissions from, the information which it may contain. The information may not be reproduced, distributed or transmitted to any other person or incorporated in any way into another publication or other material.

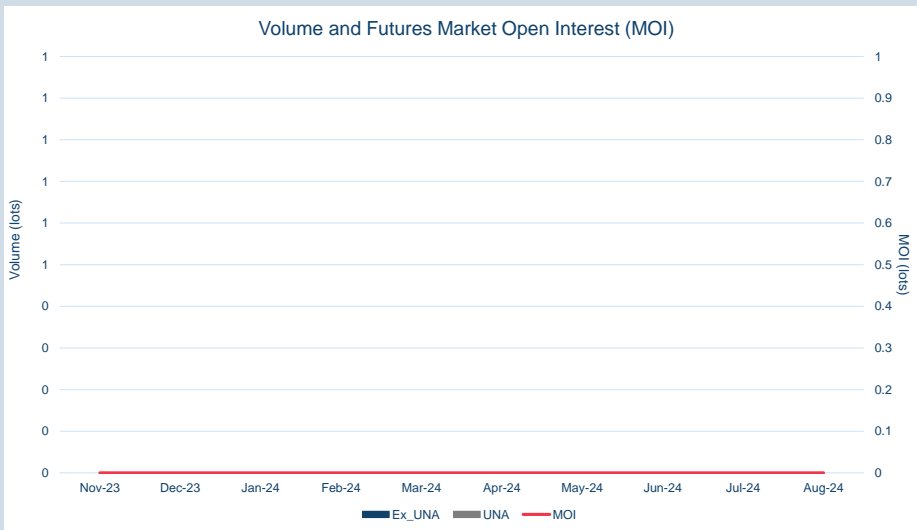


Front Month	
Average	\$496.08
Minimum	\$480.00
Maximum	\$502.67

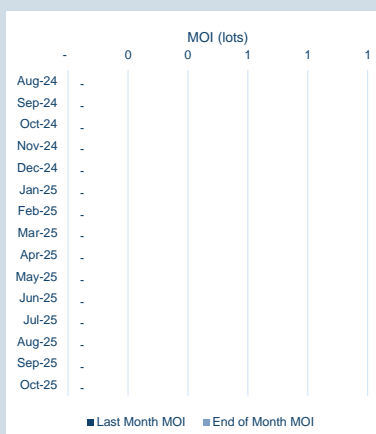
Volume (ex UNA) Aug-2024	
Lots	-

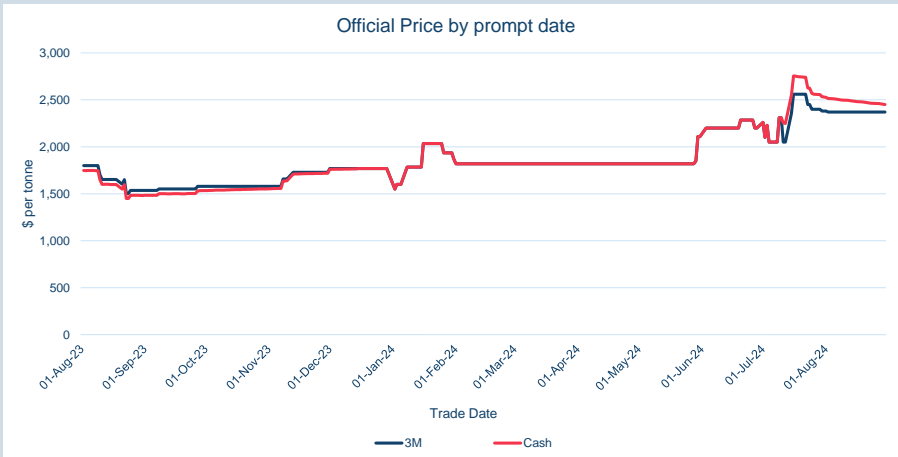
Volume (inc UNA) Aug-2024	
Lots	-
Tonnes	-

Volume Year To Date	
Lots	-
Tonnes	-



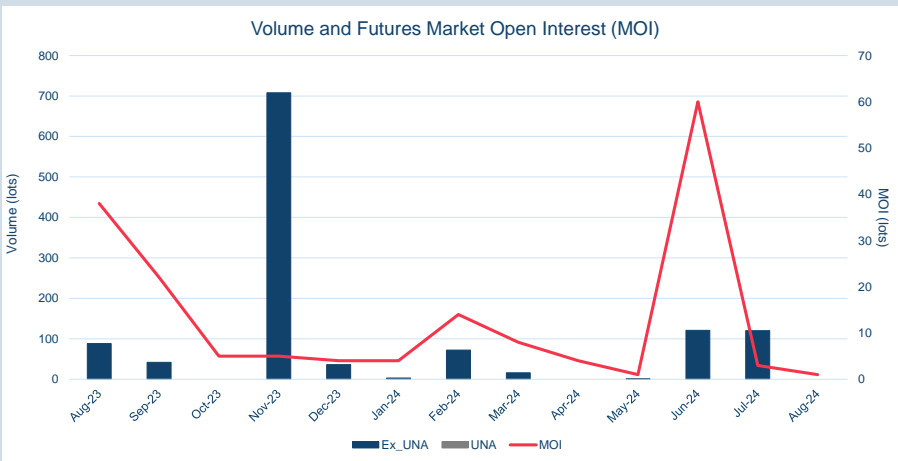
Prompt Month	End of Month - Daily Settlement	Volume (inc UNA)	End of Month - MOI
Aug-24	\$ 502.67	-	-
Sep-24	\$ 513.80	-	-
Oct-24	\$ 513.80	-	-
Nov-24	\$ 513.80	-	-
Dec-24	\$ 513.80	-	-
Jan-25	\$ 513.80	-	-
Feb-25	\$ 513.80	-	-
Mar-25	\$ 513.80	-	-
Apr-25	\$ 513.80	-	-
May-25	\$ 513.80	-	-
Jun-25	\$ 513.80	-	-
Jul-25	\$ 513.80	-	-
Aug-25	\$ 513.80	-	-
Sep-25	\$ 513.80	-	-
Oct-25	\$ 513.80	-	-





Cash	
Average	\$2,481.43
Minimum	\$2,451.00
Maximum	\$2,514.00

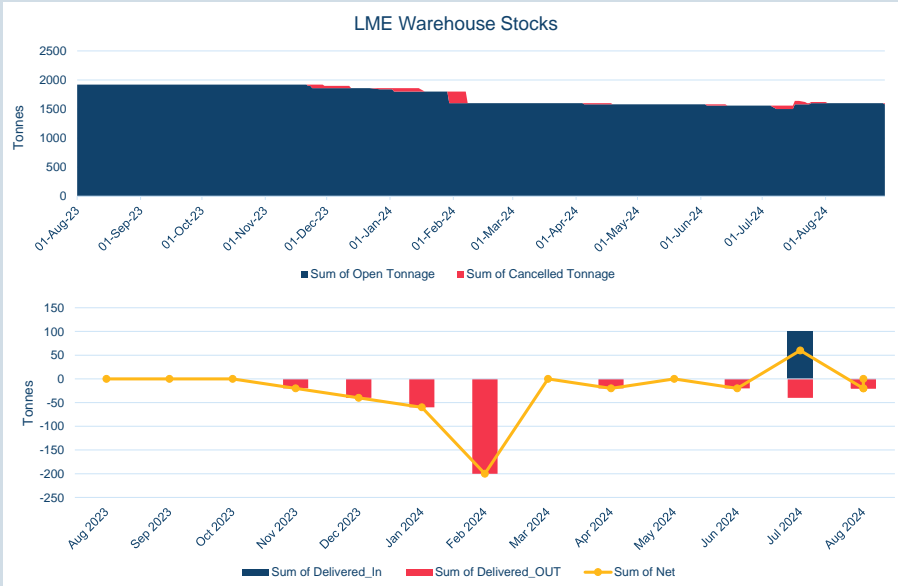
3M	
Average	\$2,370.00
Minimum	\$2,370.00
Maximum	\$2,370.00



Volume (ex UNA)	Aug-2024
Lots	-

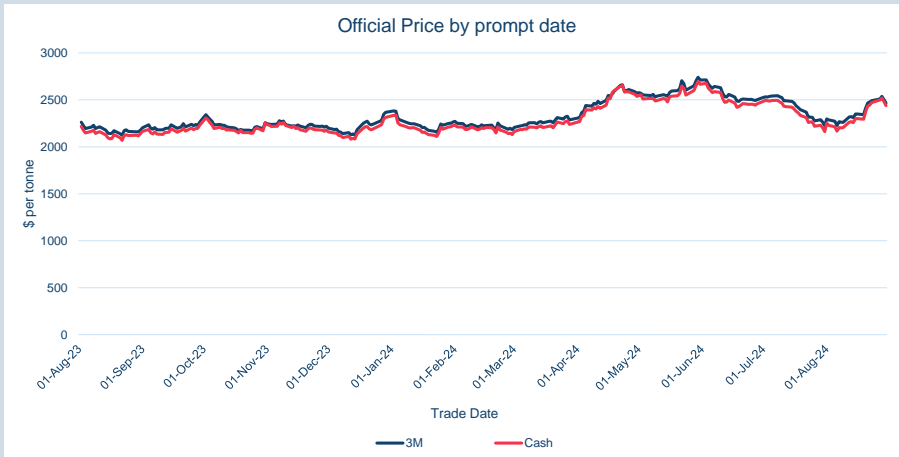
Volume (inc UNA)	Aug-2024
Lots	-
Tonnes	-

Volume	Year To Date
Lots	333
Tonnes	6,660



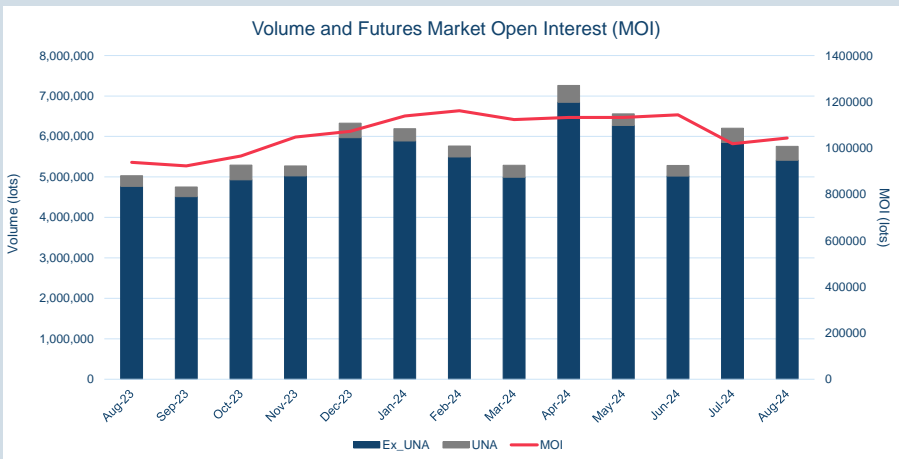
Warehouse Stock - Aug-24	
Delivered In	-
Delivered Out	20
Net	20

Warehouse Stock - Year to Date	
Delivered In	100
Delivered Out	360
Net	260



Cash	
Average	\$2,334.33
Minimum	\$2,167.00
Maximum	\$2,520.00

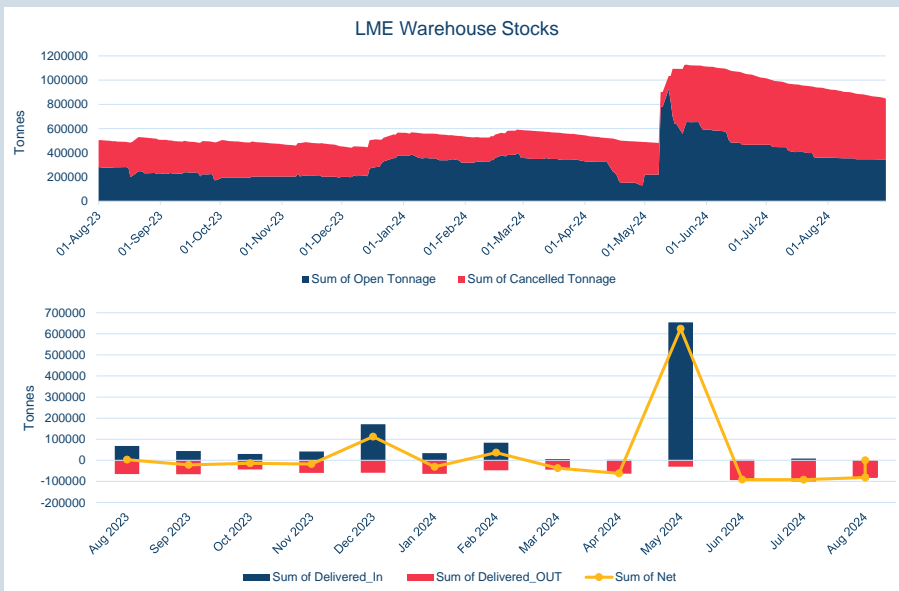
3M	
Average	\$2,376.88
Minimum	\$2,226.50
Maximum	\$2,537.00



Volume (ex UNA)	Aug-2024
Lots	5,411,317

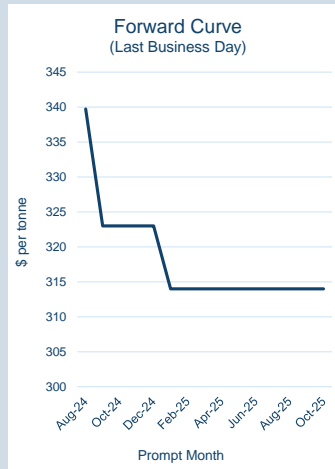
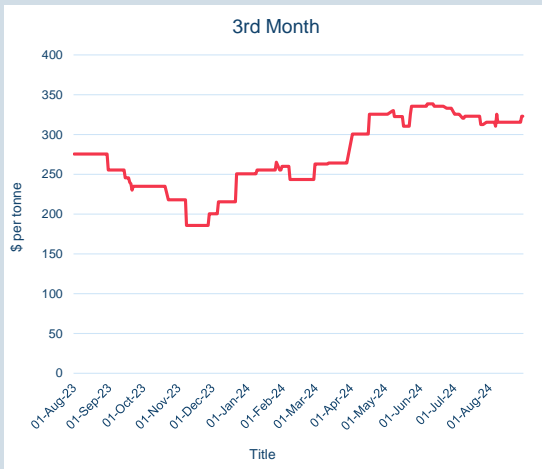
Volume (inc UNA)	Aug-2024
Lots	5,754,550
Tonnes	143,863,750

Volume	Year To Date
Lots	48,301,536
Tonnes	1,207,538,400



Warehouse Stock - Aug-24	
Delivered In	-
Delivered Out	81,900
Net	81,900

Warehouse Stock - Year To Date	
Delivered In	789,875
Delivered Out	525,975
Net	263,900

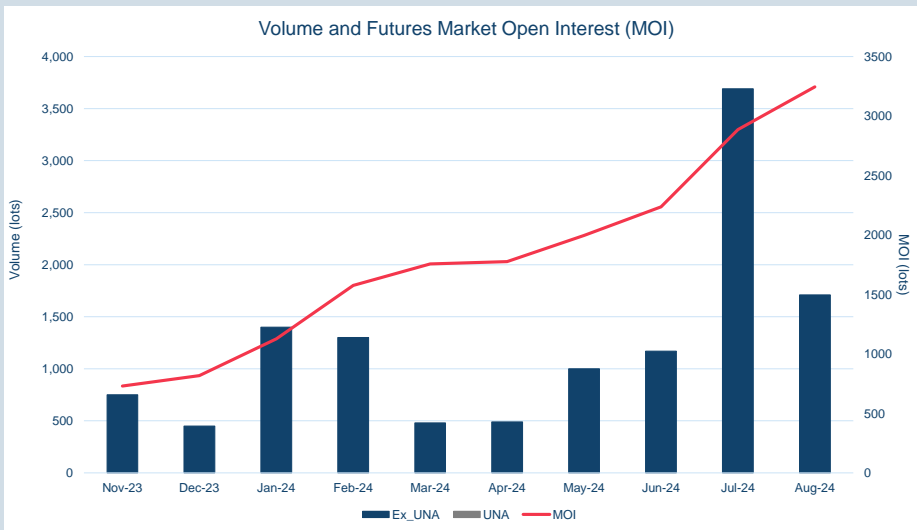


Front Month	
Average	\$337.22
Minimum	\$315.50
Maximum	\$340.00

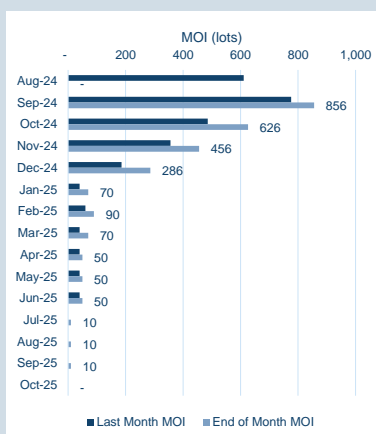
Volume (ex UNA) Aug-2024	
Lots	1,710

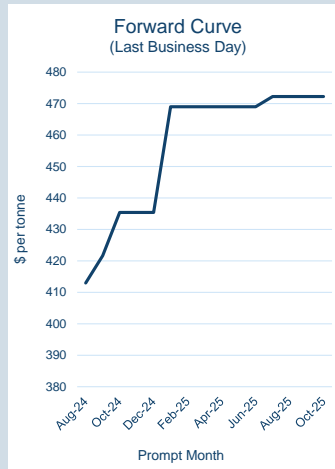
Volume (inc UNA) Aug-2024	
Lots	1,710
Tonnes	42,750

Volume Year To Date	
Lots	11,240
Tonnes	281,000



Prompt Month	End of Month - Daily Settlement	Volume (inc UNA)	End of Month - MOI
Aug-24	\$ 339.72	-	-
Sep-24	\$ 323.00	240	856
Oct-24	\$ 323.00	420	626
Nov-24	\$ 323.00	300	456
Dec-24	\$ 323.00	300	286
Jan-25	\$ 314.00	90	70
Feb-25	\$ 314.00	90	90
Mar-25	\$ 314.00	90	70
Apr-25	\$ 314.00	30	50
May-25	\$ 314.00	30	50
Jun-25	\$ 314.00	30	50
Jul-25	\$ 314.00	30	10
Aug-25	\$ 314.00	30	10
Sep-25	\$ 314.00	30	10
Oct-25	\$ 314.00	-	-



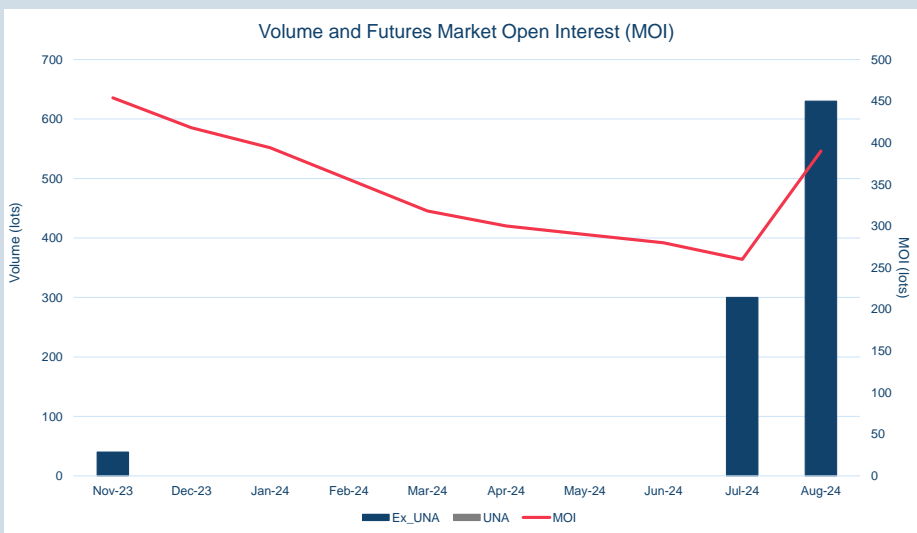


Front Month	
Average	\$417.87
Minimum	\$412.38
Maximum	\$423.84

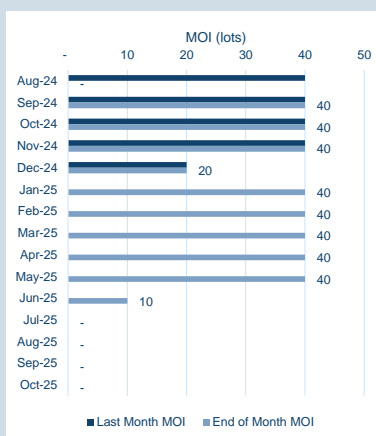
Volume (ex UNA) Aug-2024	
Lots	630

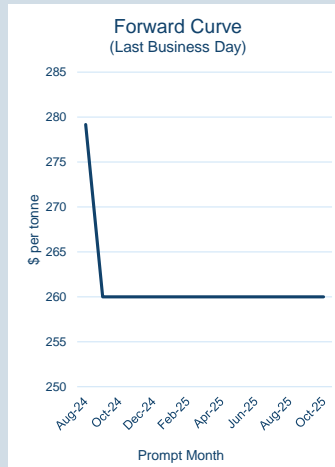
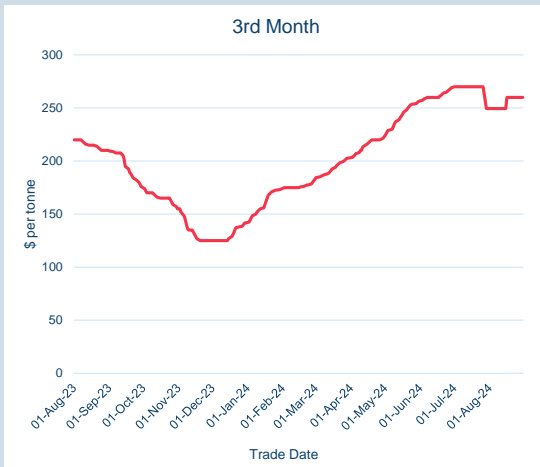
Volume (inc UNA) Aug-2024	
Lots	630
Tonnes	15,750

Volume Year To Date	
Lots	930
Tonnes	23,250



Prompt Month	End of Month - Daily Settlement	Volume (inc UNA)	End of Month - MOI
Aug-24	\$ 412.97	-	-
Sep-24	\$ 421.63	-	40
Oct-24	\$ 435.41	-	40
Nov-24	\$ 435.41	-	40
Dec-24	\$ 435.41	-	20
Jan-25	\$ 468.98	120	40
Feb-25	\$ 468.98	120	40
Mar-25	\$ 468.98	120	40
Apr-25	\$ 468.98	120	40
May-25	\$ 468.98	120	40
Jun-25	\$ 468.98	30	10
Jul-25	\$ 472.24	-	-
Aug-25	\$ 472.24	-	-
Sep-25	\$ 472.24	-	-
Oct-25	\$ 472.24	-	-



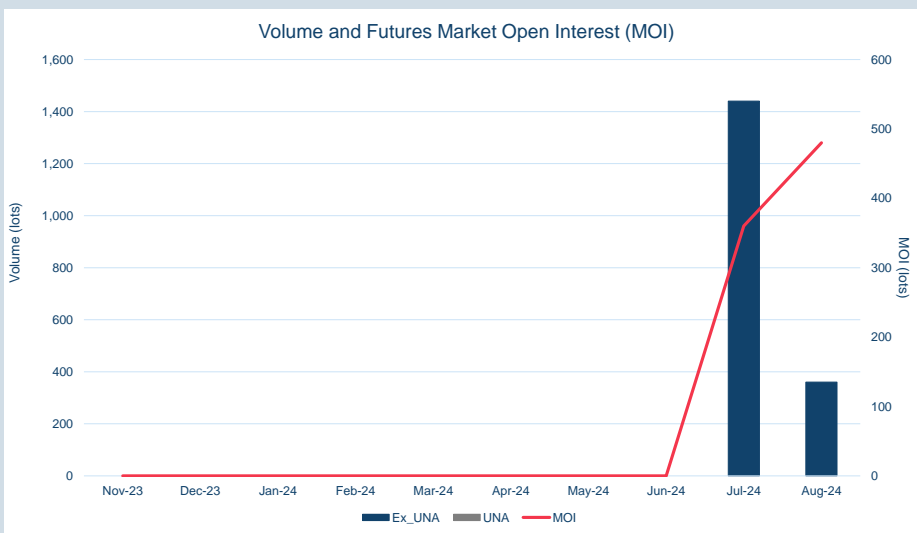


Front Month	
Average	\$278.90
Minimum	\$277.50
Maximum	\$279.89

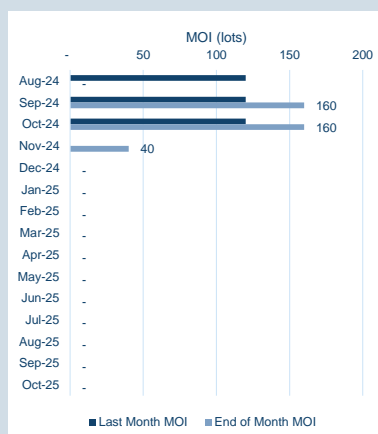
Volume (ex UNA) Aug-2024	
Lots	360

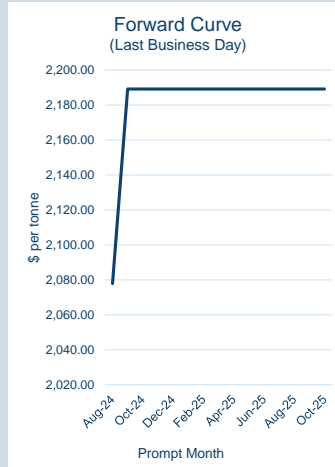
Volume (inc UNA) Aug-2024	
Lots	360
Tonnes	9,000

Volume Year To Date	
Lots	1,800
Tonnes	45,000



Prompt Month	End of Month - Daily Settlement	Volume (inc UNA)	End of Month - MOI
Aug-24	\$ 279.17	-	-
Sep-24	\$ 260.00	120	160
Oct-24	\$ 260.00	120	160
Nov-24	\$ 260.00	120	40
Dec-24	\$ 260.00	-	-
Jan-25	\$ 260.00	-	-
Feb-25	\$ 260.00	-	-
Mar-25	\$ 260.00	-	-
Apr-25	\$ 260.00	-	-
May-25	\$ 260.00	-	-
Jun-25	\$ 260.00	-	-
Jul-25	\$ 260.00	-	-
Aug-25	\$ 260.00	-	-
Sep-25	\$ 260.00	-	-
Oct-25	\$ 260.00	-	-



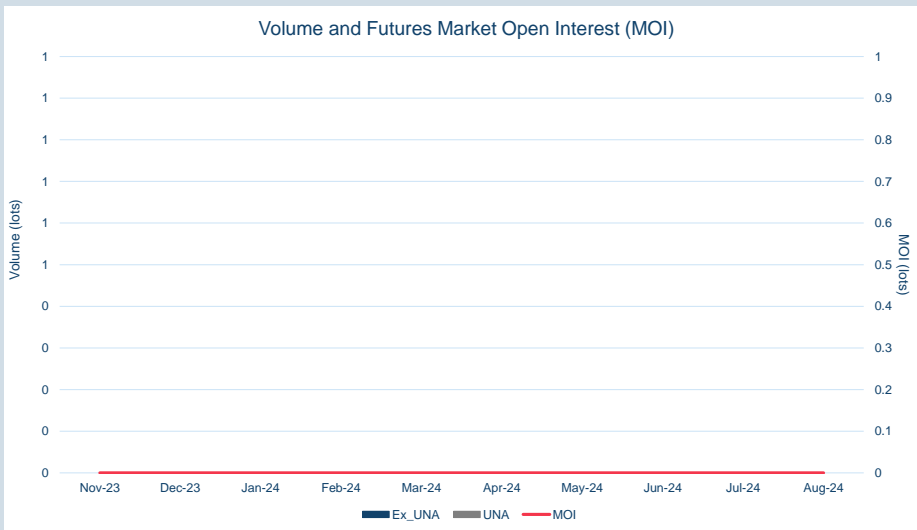


Front Month	
Average	\$2,027.99
Minimum	\$1,966.37
Maximum	\$2,079.36

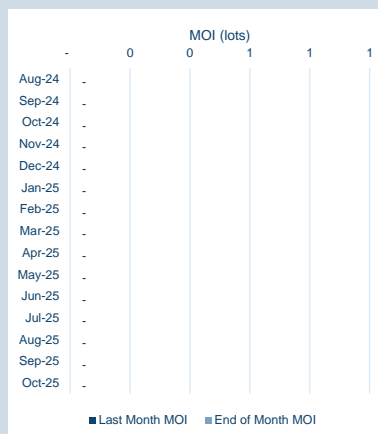
Volume (ex UNA) Aug-2024	
Lots	-

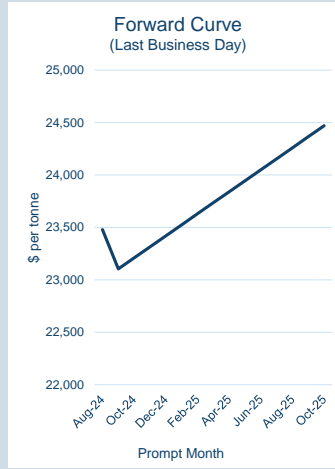
Volume (inc UNA) Aug-2024	
Lots	-
Tonnes	-

Volume Year To Date	
Lots	-
Tonnes	-



Prompt Month	End of Month - Daily Settlement	Volume (inc UNA)	End of Month - MOI
Aug-24	\$ 2,077.86	-	-
Sep-24	\$ 2,189.19	-	-
Oct-24	\$ 2,189.19	-	-
Nov-24	\$ 2,189.19	-	-
Dec-24	\$ 2,189.19	-	-
Jan-25	\$ 2,189.19	-	-
Feb-25	\$ 2,189.19	-	-
Mar-25	\$ 2,189.19	-	-
Apr-25	\$ 2,189.19	-	-
May-25	\$ 2,189.19	-	-
Jun-25	\$ 2,189.19	-	-
Jul-25	\$ 2,189.19	-	-
Aug-25	\$ 2,189.19	-	-
Sep-25	\$ 2,189.19	-	-
Oct-25	\$ 2,189.19	-	-



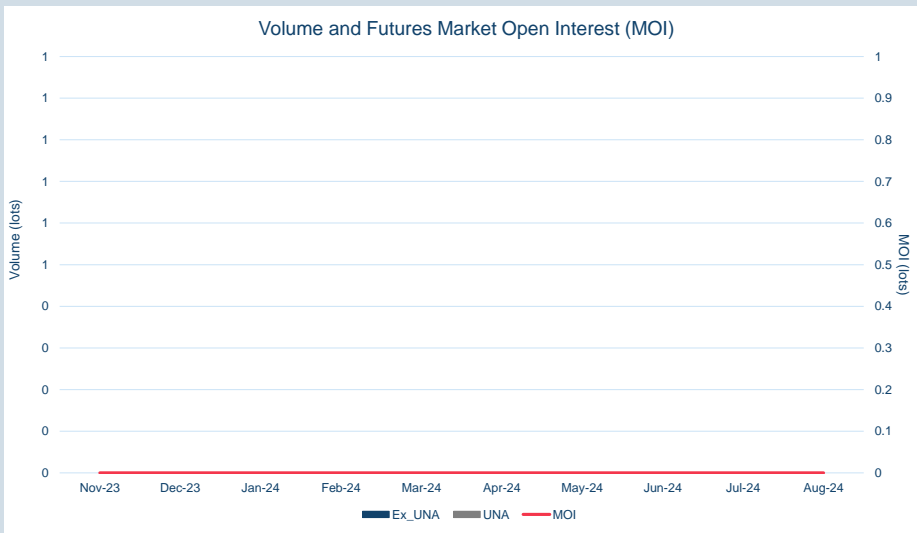


Front Month	
Average	\$23,696.69
Minimum	\$23,479.23
Maximum	\$24,250.85

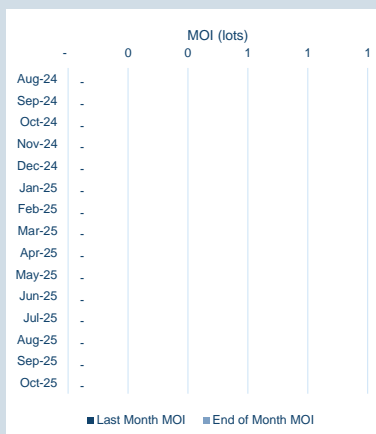
Volume (ex UNA) Aug-2024	
Lots	-

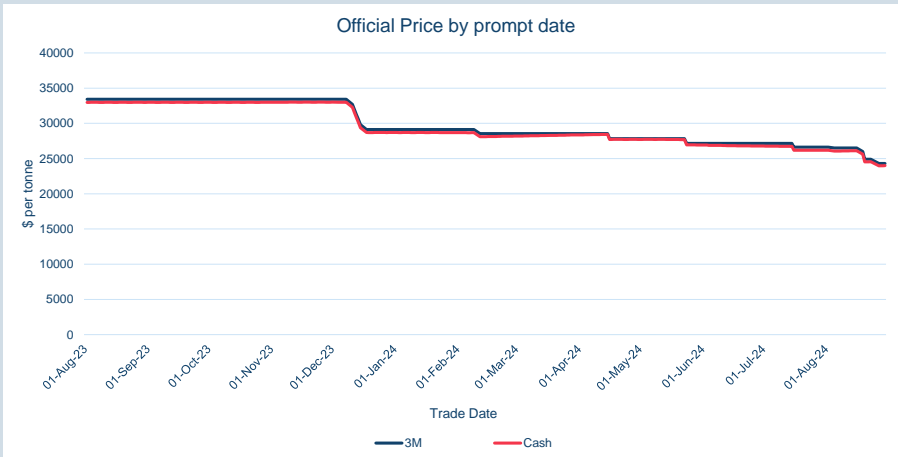
Volume (inc UNA) Aug-2024	
Lots	-
Tonnes	-

Volume Year To Date	
Lots	-
Tonnes	-



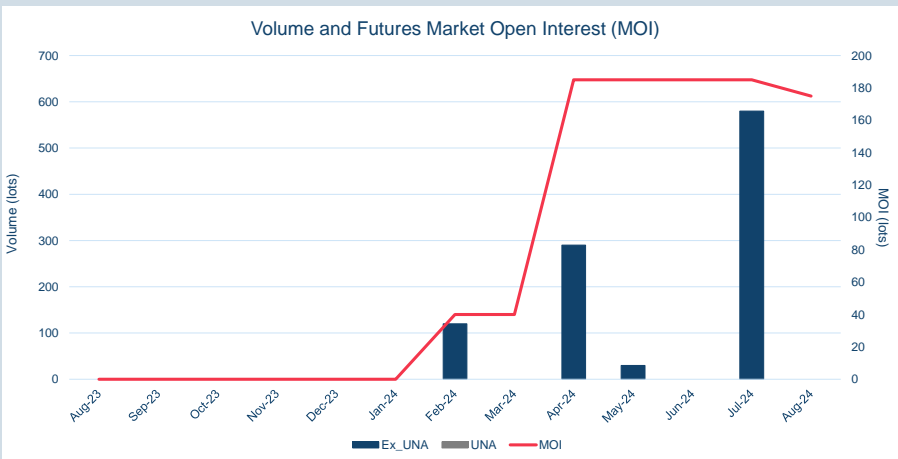
Prompt Month	End of Month - Daily Settlement	Volume (inc UNA)	End of Month - MOI
Aug-24	\$ 23,479.23	-	-
Sep-24	\$ 23,104.45	-	-
Oct-24	\$ 23,209.45	-	-
Nov-24	\$ 23,314.45	-	-
Dec-24	\$ 23,419.45	-	-
Jan-25	\$ 23,524.45	-	-
Feb-25	\$ 23,629.45	-	-
Mar-25	\$ 23,734.45	-	-
Apr-25	\$ 23,839.45	-	-
May-25	\$ 23,944.45	-	-
Jun-25	\$ 24,049.45	-	-
Jul-25	\$ 24,154.45	-	-
Aug-25	\$ 24,259.45	-	-
Sep-25	\$ 24,364.45	-	-
Oct-25	\$ 24,469.45	-	-





Cash	
Average	\$25,276.67
Minimum	\$23,970.00
Maximum	\$26,185.00

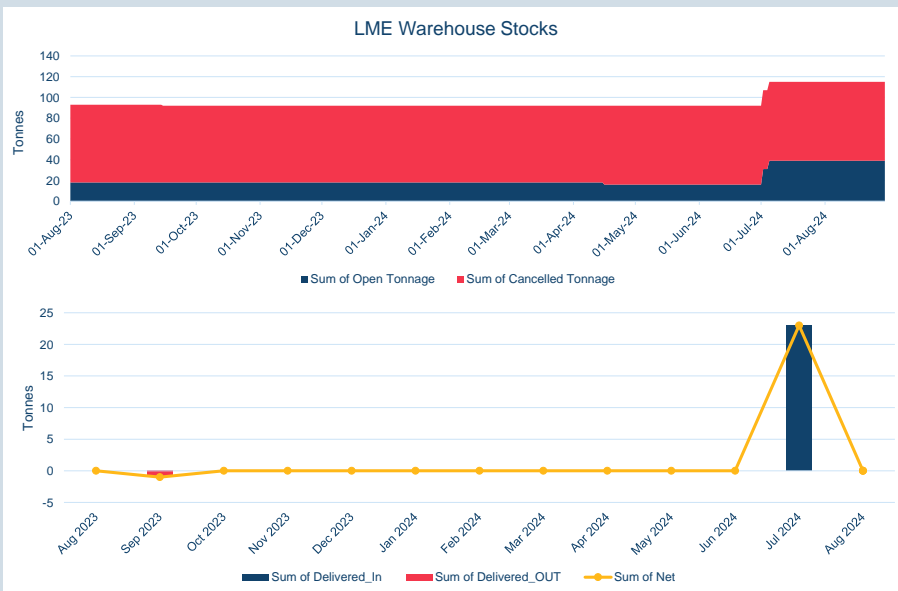
3M	
Average	\$25,653.57
Minimum	\$24,300.00
Maximum	\$26,625.00



Volume (ex UNA) Aug-2024	
Lots	-

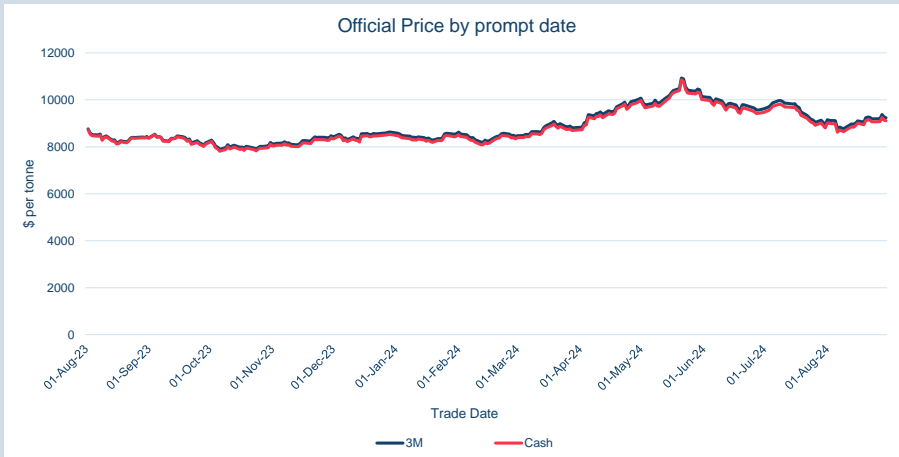
Volume (inc UNA) Aug-2024	
Lots	-
Tonnes	-

Volume Year To Date	
Lots	1,020
Tonnes	1,020



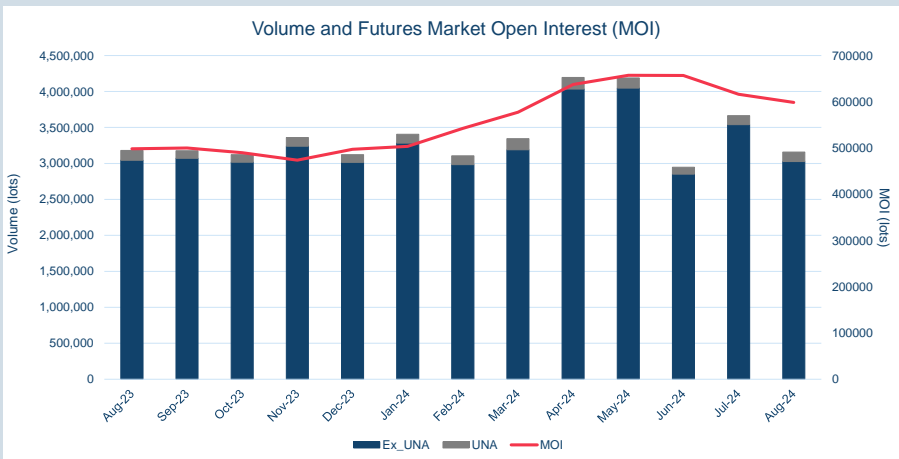
Warehouse Stock - Aug-24	
Delivered In	0
Delivered Out	0
Net	0

Warehouse Stock - Year To Date	
Delivered In	23
Delivered Out	0
Net	23



Cash	
Average	\$8,963.71
Minimum	\$8,620.50
Maximum	\$9,247.50

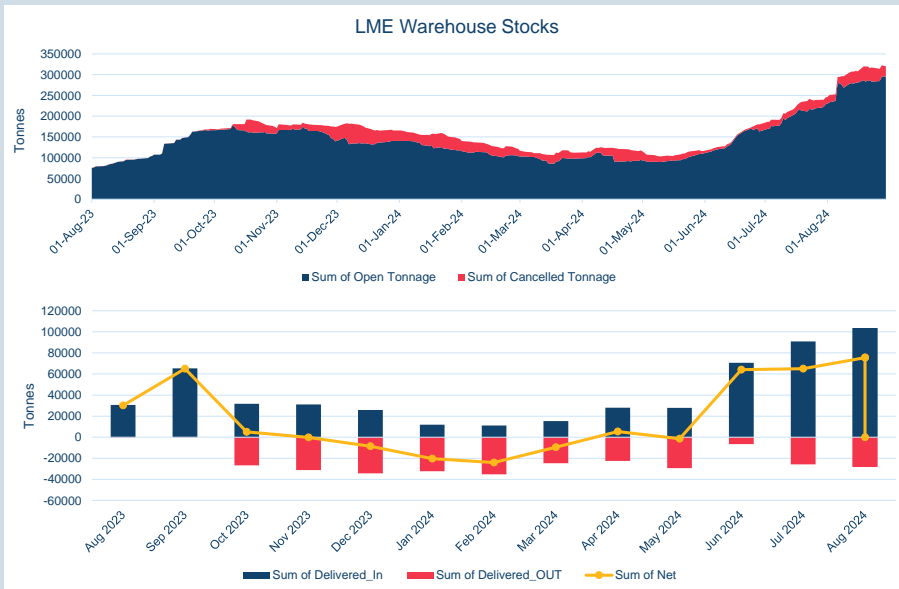
3M	
Average	\$9,085.76
Minimum	\$8,757.00
Maximum	\$9,376.00



Volume (ex UNA)	Aug-2024
Lots	3,026,110

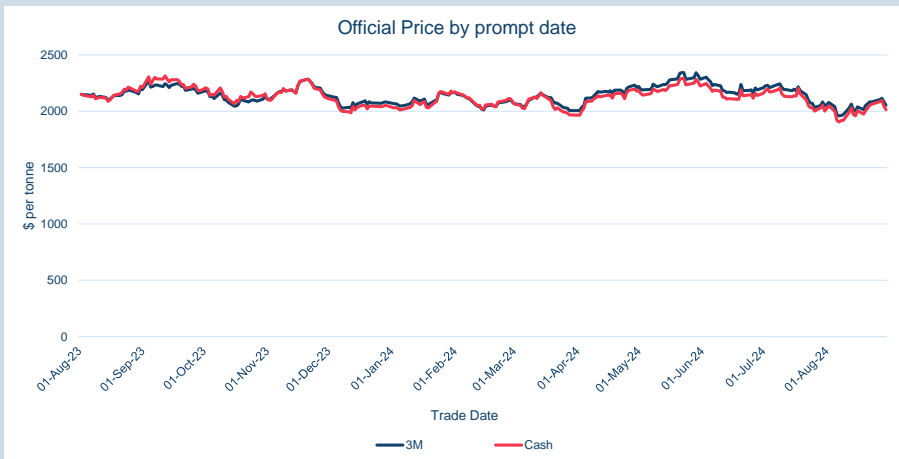
Volume (inc UNA)	Aug-2024
Lots	3,157,795
Tonnes	78,944,875

Volume	Year To Date
Lots	28,009,393
Tonnes	700,234,825



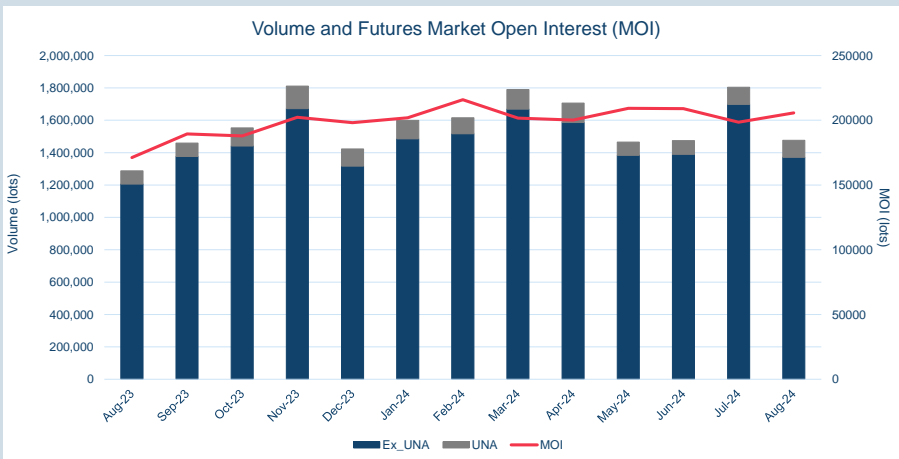
Warehouse Stock - Aug-24	
Delivered In	103,600
Delivered Out	-28,100
Net	75,500

Warehouse Stock - Year to Date	
Delivered In	359,175
Delivered Out	-204,225
Net	154,950



Cash	
Average	\$2,002.40
Minimum	\$1,905.00
Maximum	\$2,095.00

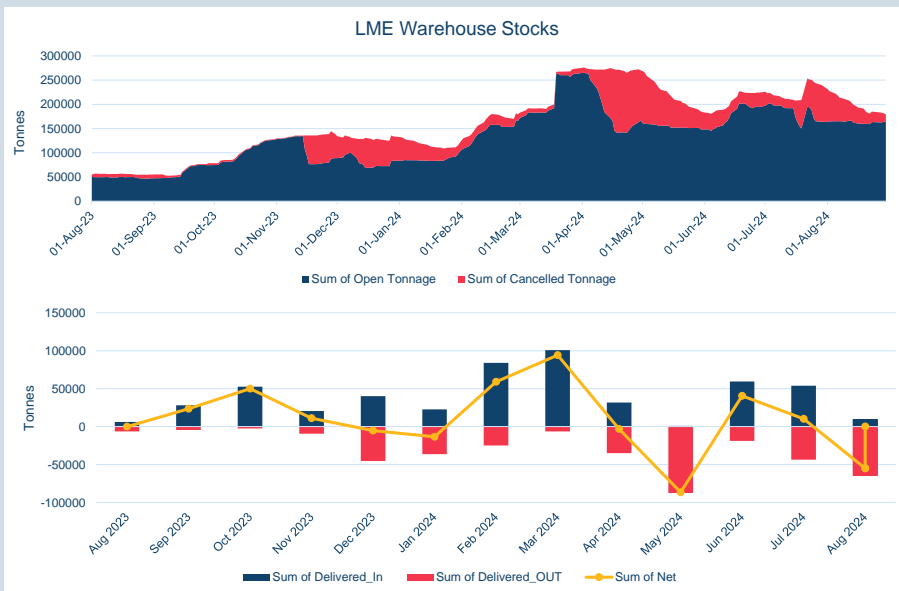
3M	
Average	\$2,040.14
Minimum	\$1,959.00
Maximum	\$2,115.50



Volume (ex UNA) Aug-2024	
Lots	1,371,016

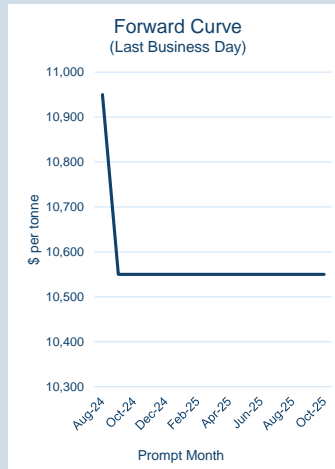
Volume (inc UNA) Aug-2024	
Lots	1,476,235
Tonnes	36,905,875

Volume Year To Date	
Lots	12,930,564
Tonnes	323,264,100



Warehouse Stock - Aug-24	
Delivered In	9,750
Delivered Out	-64,700
Net	-54,950

Warehouse Stock - Year To Date	
Delivered In	363,075
Delivered Out	-317,600
Net	45,475

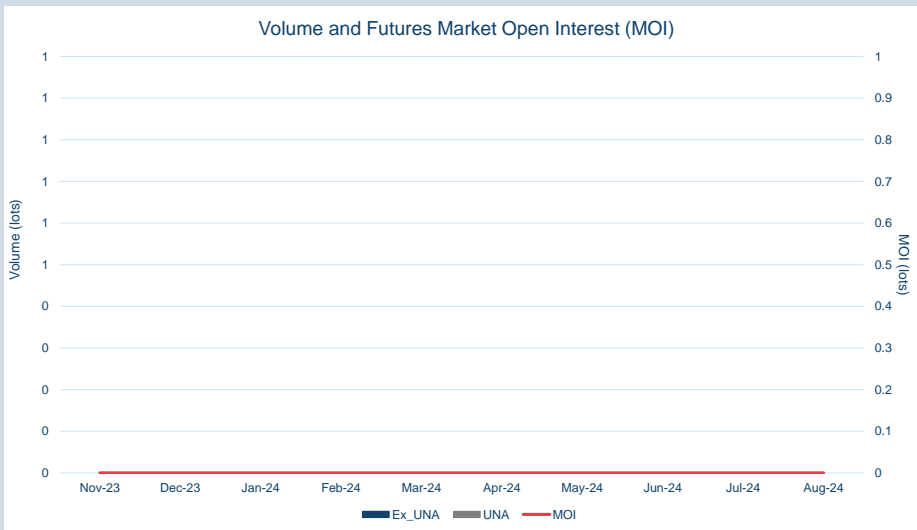


Front Month	
Average	\$11,154.99
Minimum	\$10,930.45
Maximum	\$11,530.00

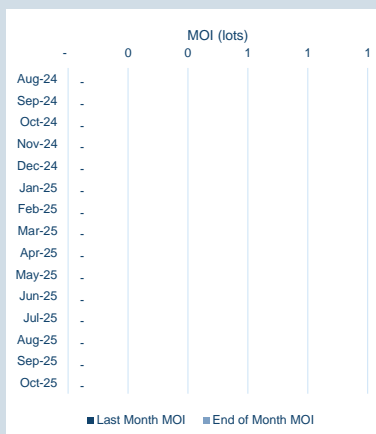
Volume (ex UNA) Aug-2024	
Lots	-

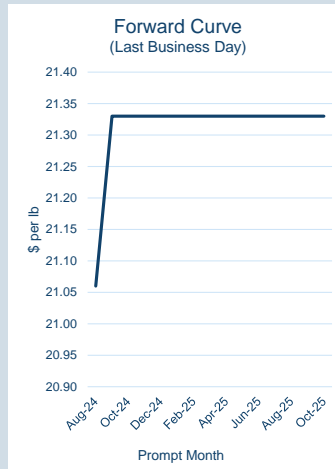
Volume (inc UNA) Aug-2024	
Lots	-
Tonnes	-

Volume Year To Date	
Lots	-
Tonnes	-



Prompt Month	End of Month - Daily Settlement	Volume (inc UNA)	End of Month - MOI
Aug-24	\$ 10,950.00	-	-
Sep-24	\$ 10,550.00	-	-
Oct-24	\$ 10,550.00	-	-
Nov-24	\$ 10,550.00	-	-
Dec-24	\$ 10,550.00	-	-
Jan-25	\$ 10,550.00	-	-
Feb-25	\$ 10,550.00	-	-
Mar-25	\$ 10,550.00	-	-
Apr-25	\$ 10,550.00	-	-
May-25	\$ 10,550.00	-	-
Jun-25	\$ 10,550.00	-	-
Jul-25	\$ 10,550.00	-	-
Aug-25	\$ 10,550.00	-	-
Sep-25	\$ 10,550.00	-	-
Oct-25	\$ 10,550.00	-	-



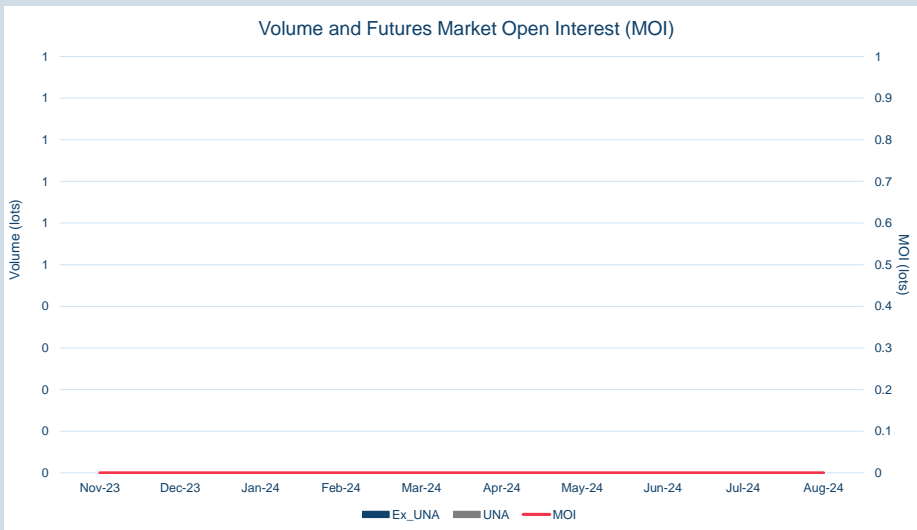


Front Month	
Average	\$21.03
Minimum	\$20.76
Maximum	\$22.02

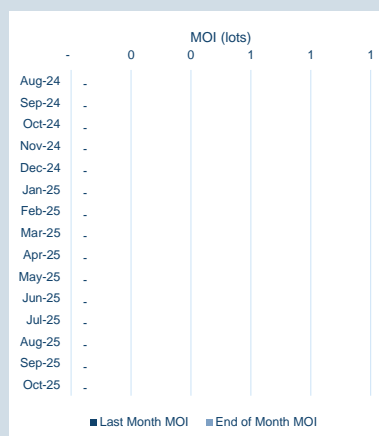
Volume (ex UNA) Aug-2024	
Lots	-

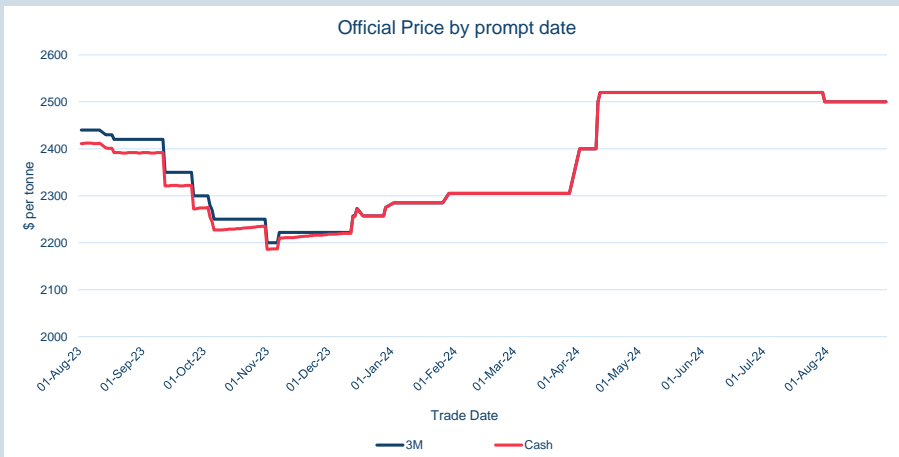
Volume (inc UNA) Aug-2024	
Lots	-
Tonnes	-

Volume Year To Date	
Lots	-
Tonnes	-



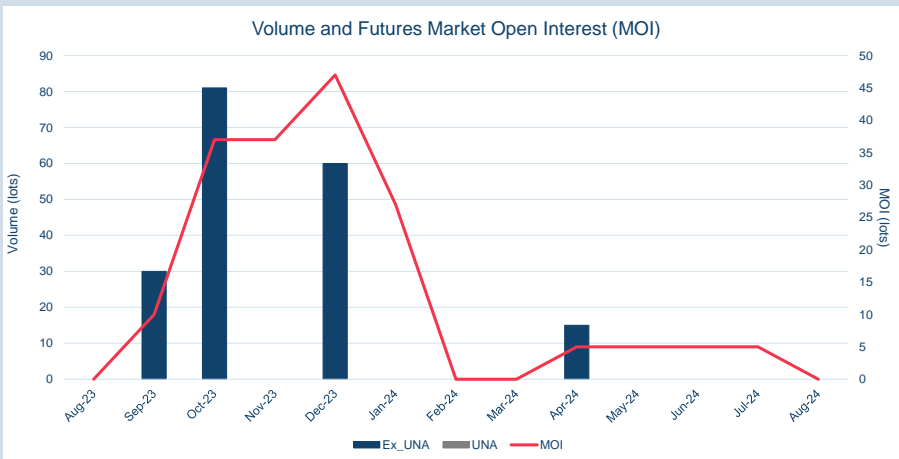
Prompt Month	End of Month - Daily Settlement	Volume (inc UNA)	End of Month - MOI
Aug-24	\$ 21.06	-	-
Sep-24	\$ 21.33	-	-
Oct-24	\$ 21.33	-	-
Nov-24	\$ 21.33	-	-
Dec-24	\$ 21.33	-	-
Jan-25	\$ 21.33	-	-
Feb-25	\$ 21.33	-	-
Mar-25	\$ 21.33	-	-
Apr-25	\$ 21.33	-	-
May-25	\$ 21.33	-	-
Jun-25	\$ 21.33	-	-
Jul-25	\$ 21.33	-	-
Aug-25	\$ 21.33	-	-
Sep-25	\$ 21.33	-	-
Oct-25	\$ 21.33	-	-





Cash	
Average	\$2,500.00
Minimum	\$2,500.00
Maximum	\$2,500.00

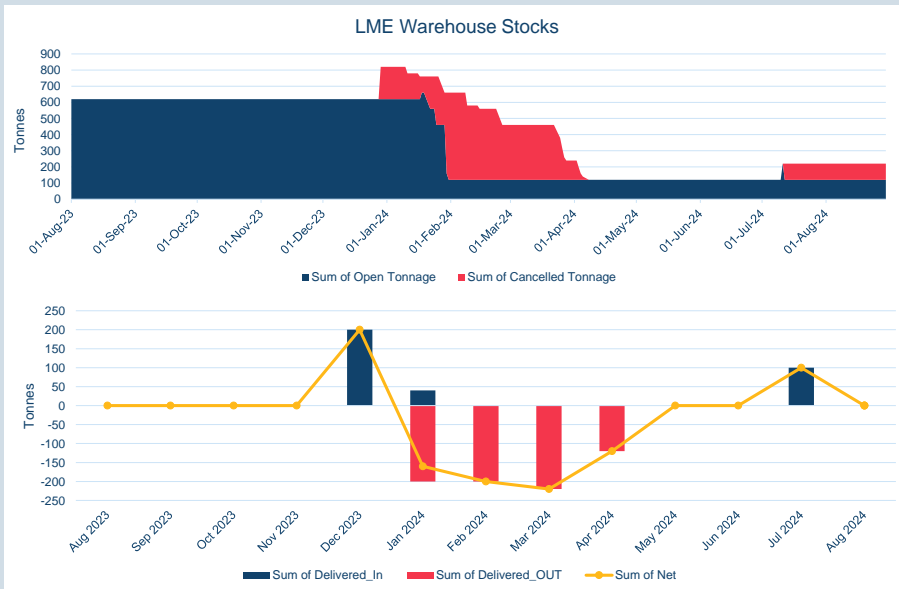
3M	
Average	\$2,500.00
Minimum	\$2,500.00
Maximum	\$2,500.00



Volume (ex UNA) Aug-2024	
Lots	-

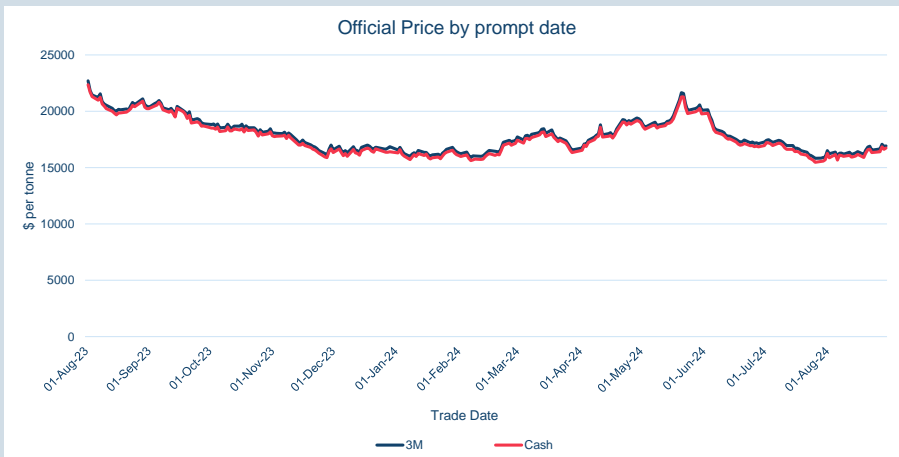
Volume (inc UNA) Aug-2024	
Lots	-
Tonnes	-

Volume Year To Date	
Lots	15
Tonnes	300



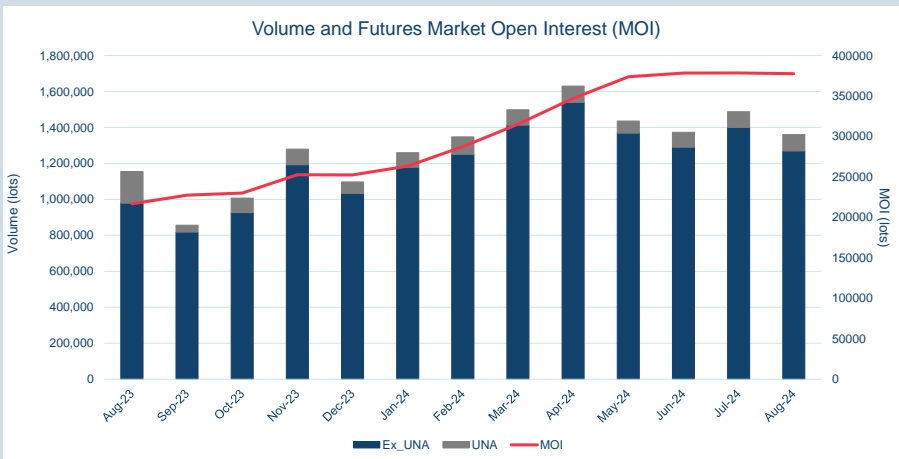
Warehouse Stock - Aug-24	
Delivered In	0
Delivered Out	0
Net	0

Warehouse Stock - Year To Date	
Delivered In	140
Delivered Out	-740
Net	-600



Cash	
Average	\$16,249.76
Minimum	\$15,660.00
Maximum	\$16,835.00

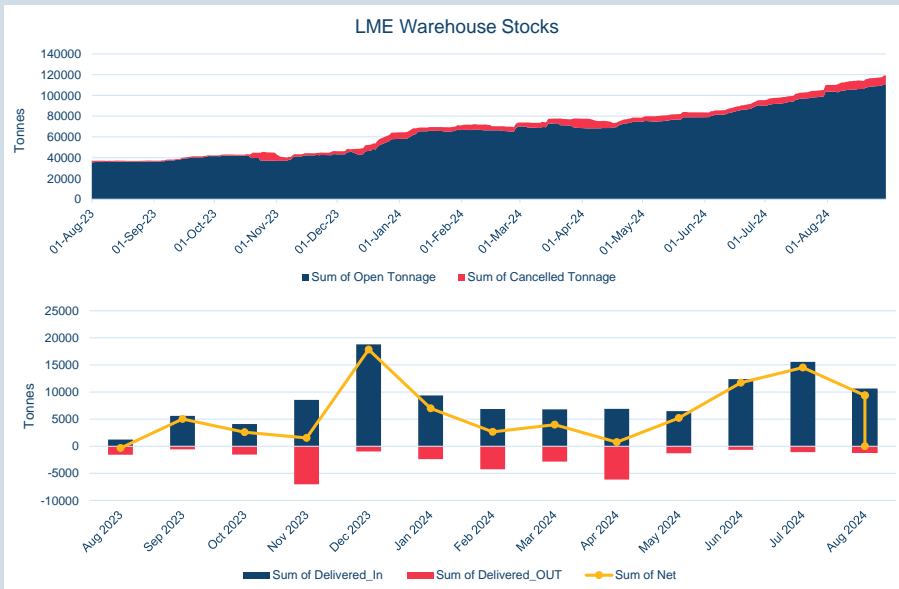
3M	
Average	\$16,495.00
Minimum	\$16,000.00
Maximum	\$17,065.00



Volume (ex UNA) Aug-2024	
Lots	1,269,249

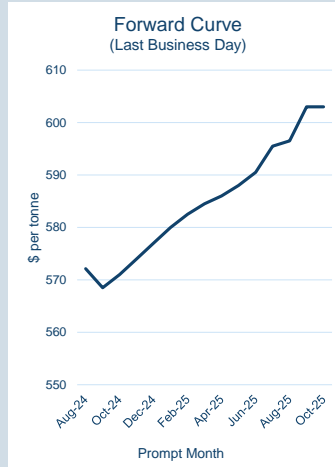
Volume (inc UNA) Aug-2024	
Lots	1,360,467
Tonnes	8,162,802

Volume Year To Date	
Lots	11,393,103
Tonnes	68,358,618



Warehouse Stock - Aug-24	
Delivered In	10,608
Delivered Out	-1,242
Net	9,366

Warehouse Stock - Year to Date	
Delivered In	75,018
Delivered Out	-19,860
Net	55,158

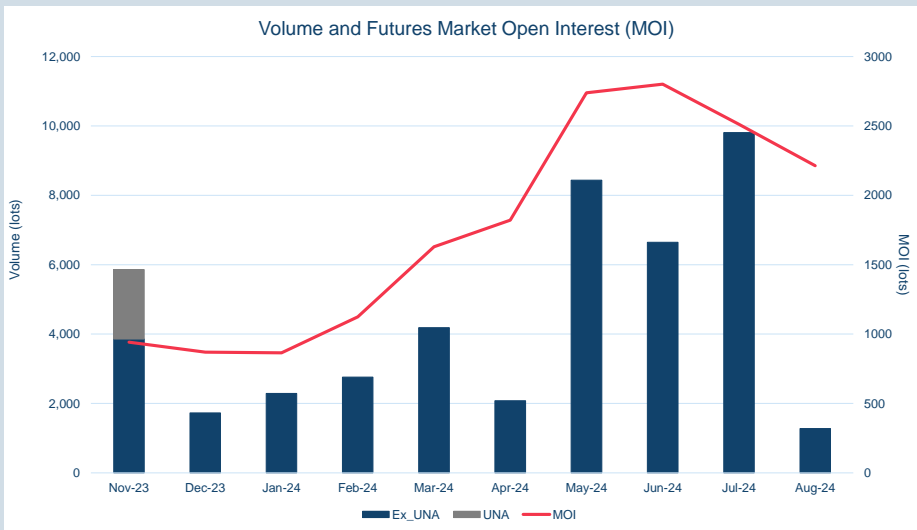


Front Month	
Average	\$569.98
Minimum	\$562.50
Maximum	\$574.50

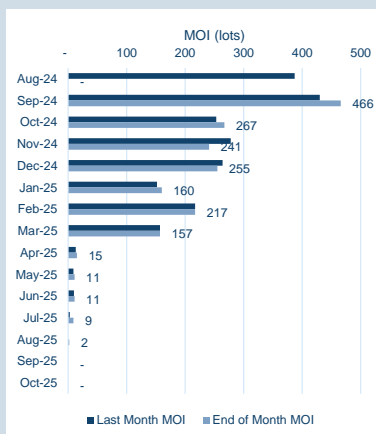
Volume (ex UNA) Aug-2024	
Lots	1,278

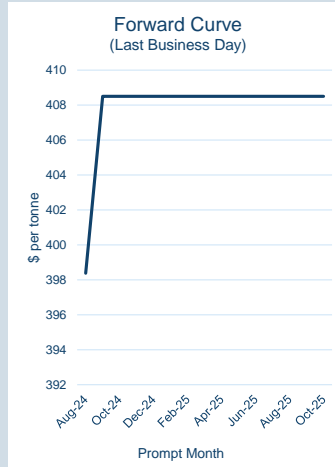
Volume (inc UNA) Aug-2024	
Lots	1,278
Tonnes	12,780

Volume Year To Date	
Lots	37,479
Tonnes	374,790



Prompt Month	End of Month - Daily Settlement	Volume (inc UNA)	End of Month - MOI
Aug-24	\$ 572.12	125	-
Sep-24	\$ 568.50	408	466
Oct-24	\$ 571.00	270	267
Nov-24	\$ 574.00	304	241
Dec-24	\$ 577.00	72	255
Jan-25	\$ 580.00	33	160
Feb-25	\$ 582.50	13	217
Mar-25	\$ 584.50	2	157
Apr-25	\$ 586.00	4	15
May-25	\$ 588.00	4	11
Jun-25	\$ 590.50	4	11
Jul-25	\$ 595.50	33	9
Aug-25	\$ 596.50	6	2
Sep-25	\$ 603.00	-	-
Oct-25	\$ 603.00	-	-



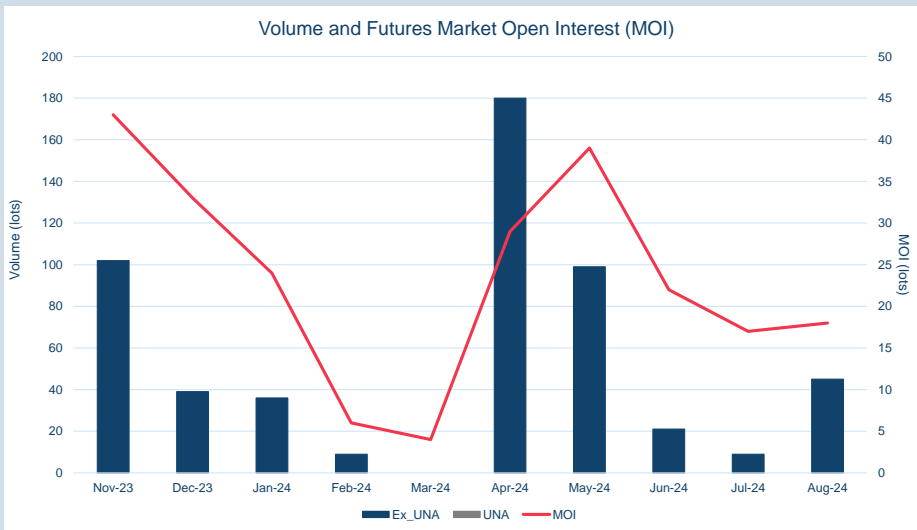


Front Month	
Average	\$409.61
Minimum	\$398.38
Maximum	\$414.00

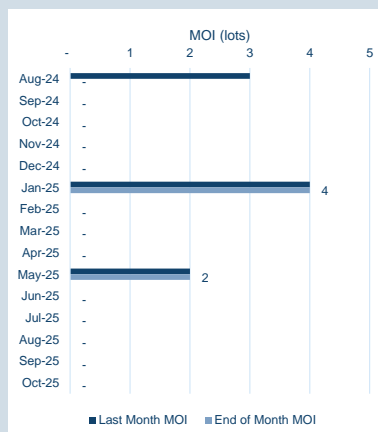
Volume (ex UNA) Aug-2024	
Lots	45

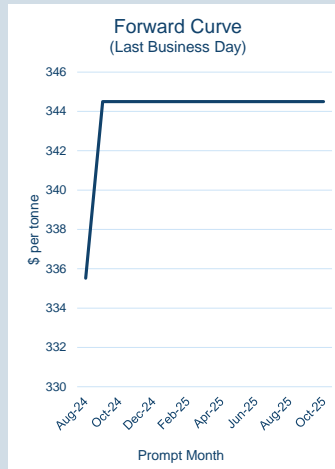
Volume (inc UNA) Aug-2024	
Lots	45
Tonnes	450

Volume Year To Date	
Lots	399
Tonnes	3,990



Prompt Month	End of Month - Daily Settlement	Volume (inc UNA)	End of Month - MOI
Aug-24	\$ 398.38	42	-
Sep-24	\$ 408.50	3	-
Oct-24	\$ 408.50	-	-
Nov-24	\$ 408.50	-	-
Dec-24	\$ 408.50	-	-
Jan-25	\$ 408.50	-	4
Feb-25	\$ 408.50	-	-
Mar-25	\$ 408.50	-	-
Apr-25	\$ 408.50	-	-
May-25	\$ 408.50	-	2
Jun-25	\$ 408.50	-	-
Jul-25	\$ 408.50	-	-
Aug-25	\$ 408.50	-	-
Sep-25	\$ 408.50	-	-
Oct-25	\$ 408.50	-	-



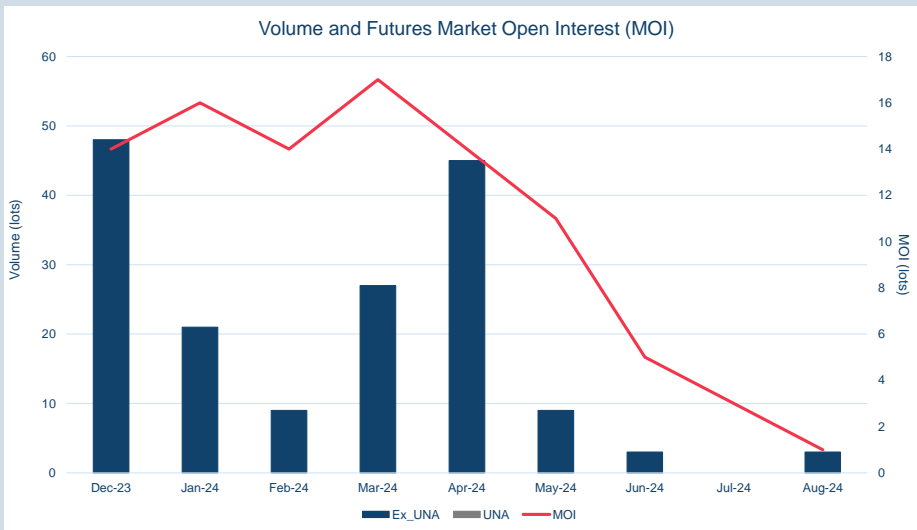


Front Month	
Average	\$344.31
Minimum	\$335.52
Maximum	\$348.00


Volume (ex UNA) Aug-2024	
Lots	3

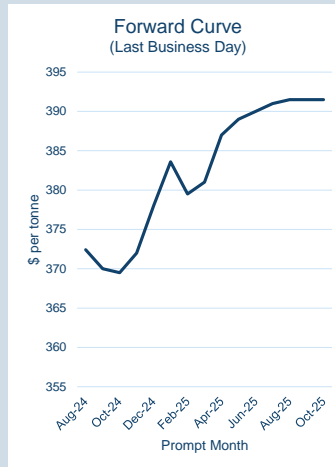
Volume (inc UNA) Aug-2024	
Lots	3
Tonnes	30

Volume Year To Date	
Lots	117
Tonnes	1,170



Prompt Month	End of Month - Daily Settlement	Volume (inc UNA)	End of Month - MOI
Aug-24	\$ 335.52	3	-
Sep-24	\$ 344.50	-	-
Oct-24	\$ 344.50	-	-
Nov-24	\$ 344.50	-	-
Dec-24	\$ 344.50	-	-
Jan-25	\$ 344.50	-	-
Feb-25	\$ 344.50	-	-
Mar-25	\$ 344.50	-	-
Apr-25	\$ 344.50	-	-
May-25	\$ 344.50	-	-
Jun-25	\$ 344.50	-	-
Jul-25	\$ 344.50	-	-
Aug-25	\$ 344.50	-	-
Sep-25	\$ 344.50	-	-
Oct-25	\$ 344.50	-	-



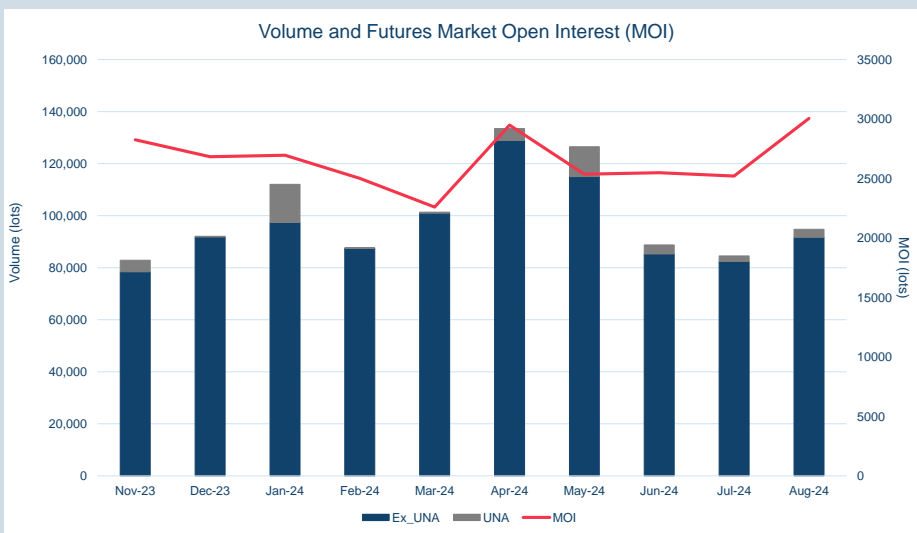


Front Month	
Average	\$374.81
Minimum	\$370.00
Maximum	\$382.50

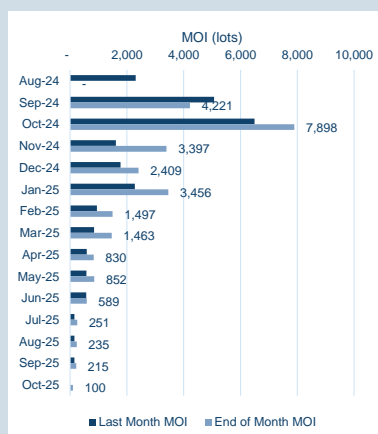
Volume (ex UNA) Aug-2024	
Lots	91,674

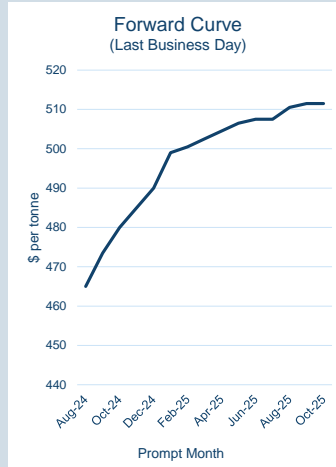
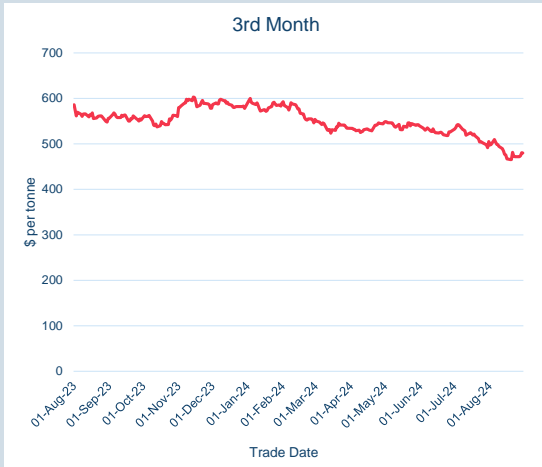
Volume (inc UNA) Aug-2024	
Lots	94,764
Tonnes	947,640

Volume Year To Date	
Lots	828,807
Tonnes	8,288,070



Prompt Month	End of Month - Daily Settlement	Volume (inc UNA)	End of Month - MOI
Aug-24	\$ 372.42	9,470	-
Sep-24	\$ 370.00	31,849	4,221
Oct-24	\$ 369.50	30,886	7,898
Nov-24	\$ 372.00	6,493	3,397
Dec-24	\$ 378.00	2,435	2,409
Jan-25	\$ 383.59	7,014	3,456
Feb-25	\$ 379.50	2,198	1,497
Mar-25	\$ 381.00	2,229	1,463
Apr-25	\$ 387.00	624	830
May-25	\$ 389.00	647	852
Jun-25	\$ 390.00	77	589
Jul-25	\$ 391.00	243	251
Aug-25	\$ 391.50	167	235
Sep-25	\$ 391.50	132	215
Oct-25	\$ 391.50	300	100



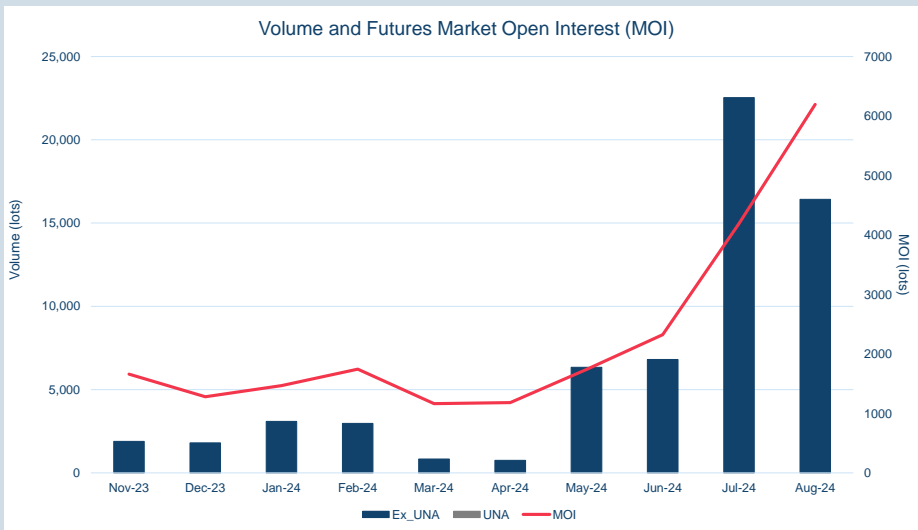


Front Month	
Average	\$474.86
Minimum	\$465.00
Maximum	\$495.50

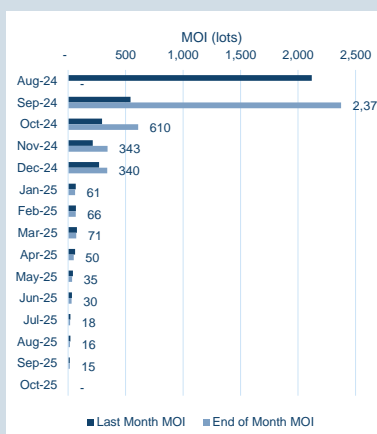
Volume (ex UNA) Aug-2024	
Lots	16,425

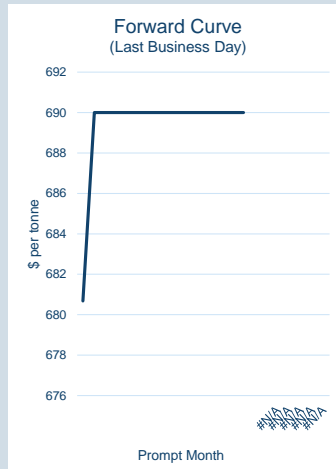
Volume (inc UNA) Aug-2024	
Lots	16,425
Tonnes	164,250

Volume Year To Date	
Lots	59,746
Tonnes	597,460



Prompt Month	End of Month - Daily Settlement	Volume (inc UNA)	End of Month - MOI
Aug-24	\$ 465.00	528	-
Sep-24	\$ 473.50	12,216	2,374
Oct-24	\$ 480.00	2,132	610
Nov-24	\$ 485.00	814	343
Dec-24	\$ 490.00	360	340
Jan-25	\$ 499.00	131	61
Feb-25	\$ 500.50	48	66
Mar-25	\$ 502.50	51	71
Apr-25	\$ 504.50	55	50
May-25	\$ 506.50	35	35
Jun-25	\$ 507.50	17	30
Jul-25	\$ 507.50	10	18
Aug-25	\$ 510.50	28	16
Sep-25	\$ 511.50	-	15
Oct-25	\$ 511.50	-	-



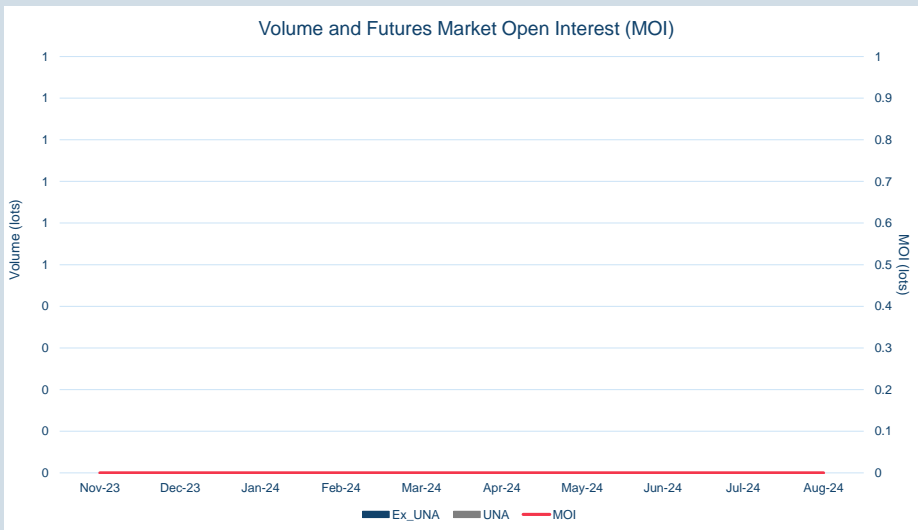


Front Month	
Average	\$674.63
Minimum	\$656.00
Maximum	\$680.68

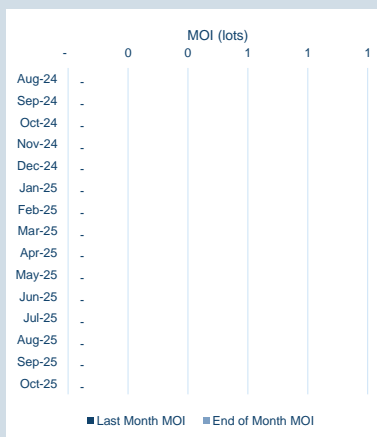
Volume (ex UNA) Aug-2024	
Lots	-

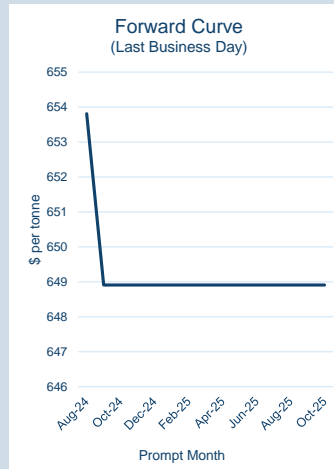
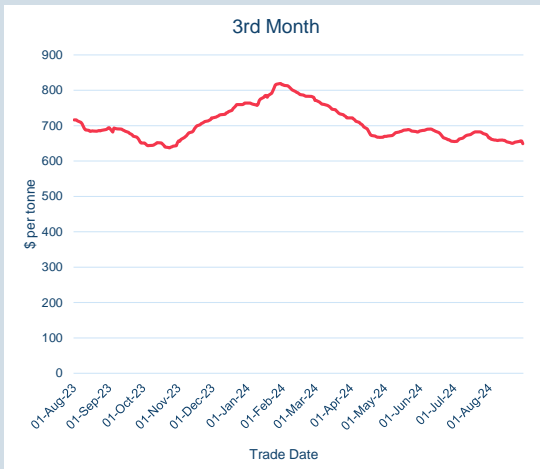
Volume (inc UNA) Aug-2024	
Lots	-
Tonnes	-

Volume Year To Date	
Lots	-
Tonnes	-



Prompt Month	End of Month - Daily Settlement	Volume (inc UNA)	End of Month - MOI
Jan-00	\$ 680.68	-	-
Jan-00	\$ 690.00	-	-
Jan-00	\$ 690.00	-	-
Jan-00	\$ 690.00	-	-
Jan-00	\$ 690.00	-	-
Jan-00	\$ 690.00	-	-
Jan-00	\$ 690.00	-	-
Jan-00	\$ 690.00	-	-
Jan-00	\$ 690.00	-	-
Jan-00	\$ 690.00	-	-
Jan-00	\$ 690.00	-	-
Jan-00	\$ 690.00	-	-
Jan-00	\$ 690.00	-	-
Jan-00	\$ 690.00	-	-
Jan-00	\$ 690.00	-	-
Jan-00	\$ 690.00	-	-
Jan-00	\$ 690.00	-	-
Jan-00	\$ 690.00	-	-
Jan-00	\$ 690.00	-	-
Jan-00	\$ 690.00	-	-
Jan-00	\$ 690.00	-	-
Jan-00	\$ 690.00	-	-



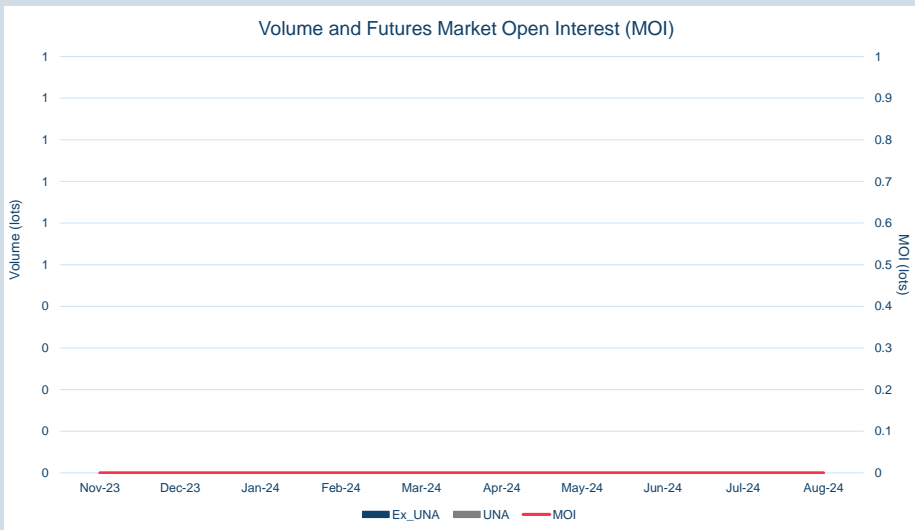


Front Month	
Average	\$656.30
Minimum	\$651.08
Maximum	\$665.66

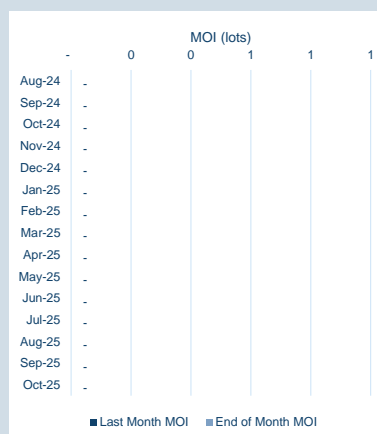
Volume (ex UNA) Aug-2024	
Lots	-

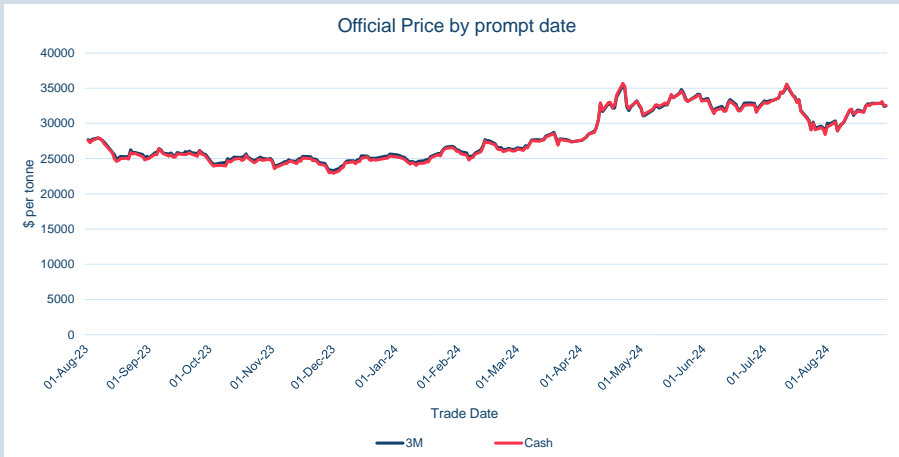
Volume (inc UNA) Aug-2024	
Lots	-
Tonnes	-

Volume Year To Date	
Lots	-
Tonnes	-



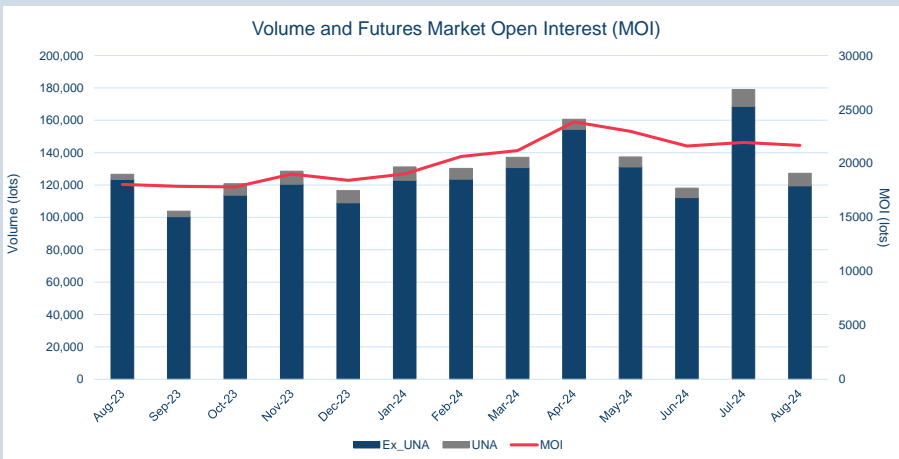
Prompt Month	End of Month - Daily Settlement	Volume (inc UNA)	End of Month - MOI
Aug-24	\$ 653.81	-	-
Sep-24	\$ 648.91	-	-
Oct-24	\$ 648.91	-	-
Nov-24	\$ 648.91	-	-
Dec-24	\$ 648.91	-	-
Jan-25	\$ 648.91	-	-
Feb-25	\$ 648.91	-	-
Mar-25	\$ 648.91	-	-
Apr-25	\$ 648.91	-	-
May-25	\$ 648.91	-	-
Jun-25	\$ 648.91	-	-
Jul-25	\$ 648.91	-	-
Aug-25	\$ 648.91	-	-
Sep-25	\$ 648.91	-	-
Oct-25	\$ 648.91	-	-





Cash	
Average	\$31,512.14
Minimum	\$28,900.00
Maximum	\$33,085.00

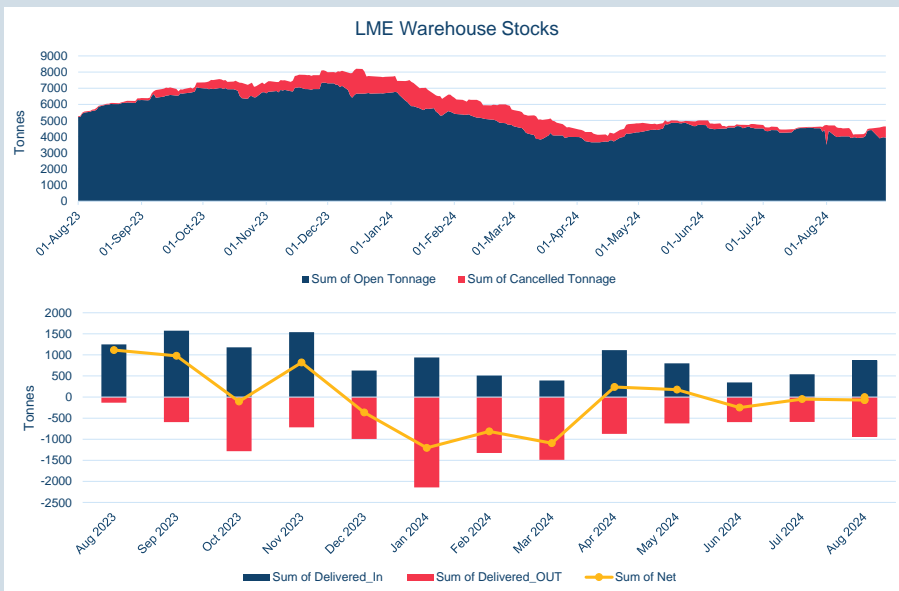
3M	
Average	\$31,559.52
Minimum	\$28,950.00
Maximum	\$33,000.00



Volume (ex UNA)	Aug-2024
Lots	119,509

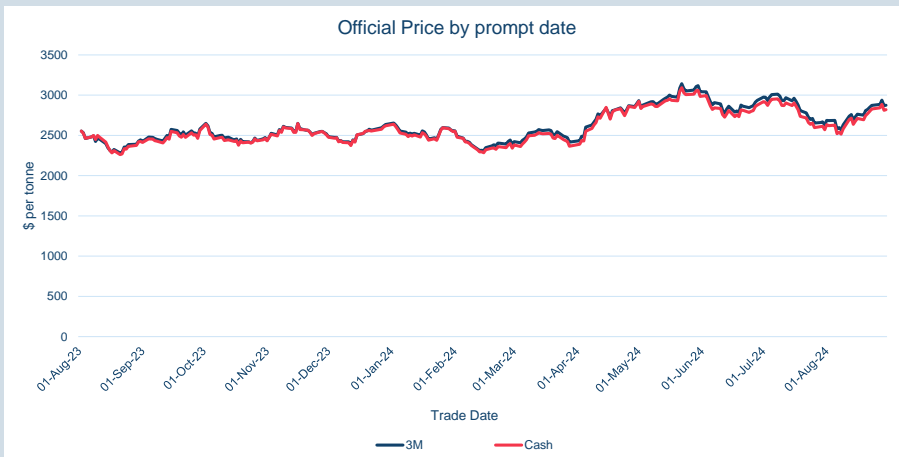
Volume (inc UNA)	Aug-2024
Lots	127,233
Tonnes	636,165

Volume	Year To Date
Lots	1,120,928
Tonnes	5,604,640



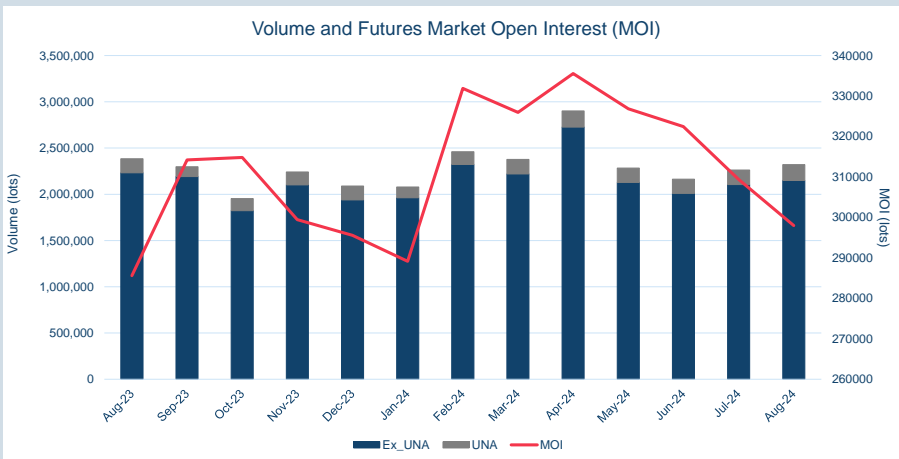
Warehouse Stock - Aug-24	
Delivered In	870
Delivered Out	-940
Net	-70

Warehouse Stock - Year to Date	
Delivered In	5,515
Delivered Out	-8,585
Net	-3,070



Cash	
Average	\$2,709.76
Minimum	\$2,516.00
Maximum	\$2,885.00

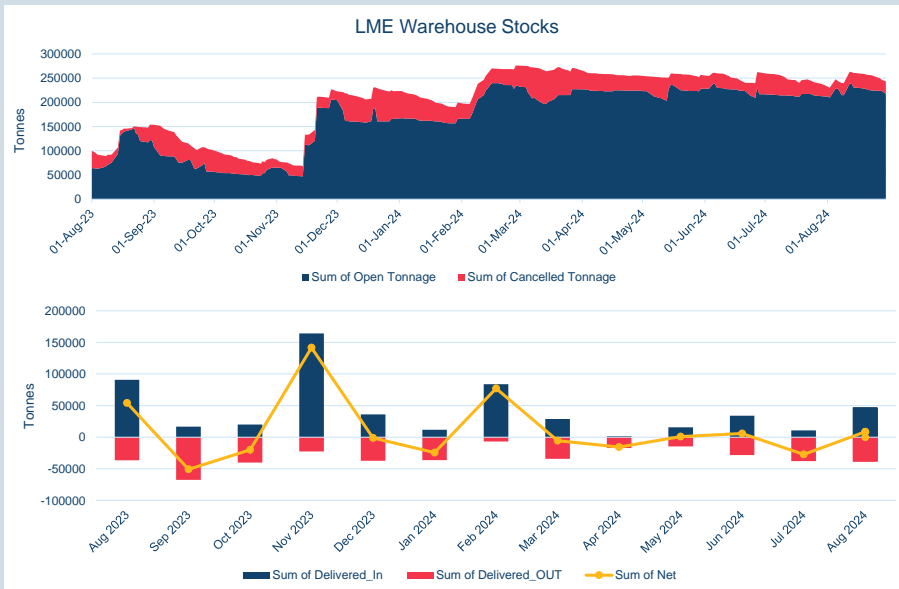
3M	
Average	\$2,762.81
Minimum	\$2,571.50
Maximum	\$2,937.00



Volume (ex UNA) Aug-2024	
Lots	2,149,154

Volume (inc UNA) Aug-2024	
Lots	2,320,295
Tonnes	58,007,375

Volume Year To Date	
Lots	18,844,777
Tonnes	471,119,425



Warehouse Stock - Aug-24	
Delivered In	46,900
Delivered Out	-38,350
Net	8,550

Warehouse Stock - Year To Date	
Delivered In	233,375
Delivered Out	-213,375
Net	20,000